



**European Championships 2015**  
Senior - Junior A - Junior B

**Wörgl & Innsbruck (AUT)**

**20-23/07/2015 European Championships TRACK (Wörgl)**  
p. 2-16

**24-25/07/2015 European Championships ROAD (Innsbruck)**  
p. 17-27

**26/07/2015 European Championships MARATHON (Innsbruck)**  
p. 28-29



## European Championships 2015

Senior - Junior A - Junior B

Wörgl & Innsbruck (AUT)

20-23/07/2015 – TRACK (Wörgl)



Pl.	Nr.	Senior men 300 m time trial		Qualification		Final
				Pl.	Time	
1	25	Simon Albrecht	GER	1	23,425	23,460
2	19	Darren De Souza	FRA	2	23,734	23,553
3	41	Ronald Mulder	NED	4	23,944	23,704
4	21	Elton De Souza	FRA	3	23,878	23,854
5	29	Andrea Angeletti	ITA	5	24,099	24,036
6	40	Michel Mulder	NED	6	24,104	24,061
7	24	Gwendal Le Pivert	FRA	7	24,125	24,118
8	33	Sargoni Danny	ITA	10	24,324	24,159
9	34	Mattia Diamanti	ITA	9	24,281	24,277
10	7	Niels Provoost	BEL	11	24,364	24,334
11	11	Mathias Vosté	BEL	8	24,223	24,339
12	27	Etienne Ramali	GER	12	24,587	24,741
13	47	Ricardo Esteves	POR	13	24,786	
14	39	Rémon Kwant	NED	14	24,896	
15	50	Nejc Mavsar	SLO	15	25,195	
16	2	Johannes Hahnekamp	AUT	16	25,245	
17	14	Matěj Pravda	CZE	17	25,420	
18	16	Stefan Due Schmidt	DEN	18	25,430	
19	3	Linus Heidegger	AUT	19	25,898	
20	44	August Teodor Haugen	NOR	20	26,193	
21	4	Christian Kromoser	AUT	21	26,226	
22	54	Anton Marinić	CRO	22	30,875	
23	12	Bruno Tkalčić	CRO	23	32,558	
Pl.	Nr.	Senior ladies 300 m time trial		Qualification		Final
				Pl.	Time	
1	60	Vanessa Bittner	AUT	1	26,003	25,973
2	79	Erika Zanetti	ITA	2	26,118	26,036
3	62	Sandrine Tas	BEL	5	26,497	26,352
4	72	Laethisia Schimek	GER	6	26,567	26,490
5	63	Anke Vos	BEL	7	26,779	26,500
6	74	Giulia Bongiorno	ITA	3	26,316	26,597
7	92	Saray Narváez	ESP	4	26,479	26,643
8	70	Alisa Gutermuth	GER	8	26,787	26,785
9	69	Sabine Berg	GER	9	26,880	26,881
10	84	Bianca Roosenboom	NED	11	27,108	26,959
11	64	Laurent Anais	FRA	12	27,293	27,067
12	93	Sheyla Posada	ESP	10	27,022	29,565
13	85	Kelly Schouten	NED	13	29,187	
Pl.	Nr.	Junior A men 300 m time trial		Qualification		Final
				Pl.	Time	
1	121	Marco De Flaviis	ITA	5	24,769	24,387
2	125	Riccardo Passarotto	ITA	1	24,438	24,442
3	137	Sergio Borja García	ESP	2	24,564	24,532
4	110	Thomas Dambrun	FRA	3	24,596	24,627
5	119	Tim Siegel	GER	4	24,626	24,635
6	140	Lukas Iida	SUI	6	24,812	24,687
7	139	Borja Navarro	ESP	7	24,839	24,836

8	130	Gerrie van Lingen	NED	8	24,906	24,947
9	109	Jonathan Bach	FRA	12	25,297	25,096
10	100	Thomas Petutschnigg	AUT	10	25,145	25,231
11	122	Roberto Fiorito	ITA	11	25,165	25,340
12	141	Grob Olver	SUI	9	25,076	25,345
13	135	Kristian Terebesi	SVK	13	25,385	
14	116	Stefan Emele	GER	14	25,437	
15	126	Twan Berlijn	NED	15	25,477	
16	108	Philip Due Schmidt	DEN	16	25,532	
17	102	Jaroslav Klícha	CZE	17	25,921	
18	132	Jorge Lopes	POR	18	26,240	
19	101	Manuel Vogl	AUT	19	26,328	
20	103	Šimon Pravda	CZE	20	26,438	
21	105	Benjamin Lienhøft Larsen	DEN	21	26,850	
22	221	Miha Remic	SLO	22	27,273	
23	104	Michal Prokop	CZE	23	27,307	
Pl.	Nr.	Junior A ladies 300 m time trial		Qualification		Final
				Pl.	Time	
1	152	Stien Vanhoutte	BEL	1	26,424	26,392
2	177	Itziar Gutierrez	ESP	7	27,458	27,121
3	165	Giulia Bonechi	ITA	4	27,202	27,149
4	154	Melissa Bellet	FRA	2	27,162	27,202
5	150	Nymphe Keuleers	BEL	5	27,354	27,389
6	156	Charlotte Frouin	FRA	3	27,201	27,504
7	158	Marine Lefeuvre	FRA	9	27,573	27,565
8	166	Carlotta Camarin	ITA	6	27,435	27,630
9	162	Jenny Peissker	GER	8	27,511	27,780
10	163	Stephanie Reuter	GER	10	28,005	28,129
11	172	Danielle Ootes	NED	12	28,632	28,497
12	153	Elena Møller Rigas	DEN	11	28,090	DNS
13	169	Giada Santucci	ITA	13	28,717	
14	175	Aleksandra Glamkowska	POL	14	29,296	
15	164	Blanka Sántha	HUN	15	29,906	
16	176	Aleksandra Kowalczyk	POL	16	30,732	
Pl.	Nr.	Junior B men 300 m time trial		Qualification		Final
				Pl.	Time	
1	206	Enrico Rossetto	ITA	1	24,699	24,831
2	204	Enrico Favaretto	ITA	3	25,130	24,833
3	191	Valentin Thiebault	FRA	2	24,795	24,951
4	205	Leonardo Martina	ITA	5	25,202	24,978
5	184	Tibo Vanhove	BEL	7	25,427	25,215
6	195	Ron Pucklitsch	GER	4	25,182	25,325
7	222	Jonathan Galar	ESP	6	25,269	25,391
8	220	Jakub Klembara	SVK	8	25,526	25,556
9	190	Doucelin Pedicone	FRA	9	25,619	25,679
10	193	Tobias Gerhardt	GER	11	25,973	25,900
11	219	Tomás Rocha	POR	12	26,150	26,410
12	180	Christoph Amort	AUT	10	25,923	26,427
13	207	Tom den Heijer	NED	13	26,264	
14	228	William Dobson	GBR	14	26,275	
15	215	Jan Świątek	POL	15	26,402	
16	212	Tom van Vliet	NED	16	26,637	
17	211	Tiemen van der Kolk	NED	17	26,651	
18	214	Gawel Oficjalski	POL	18	26,737	
19	216	Grzegorz Wąsek	POL	19	26,776	
20	181	Matthias Hauer	AUT	20	26,847	
21	197	Tamás Iványi	HUN	21	26,932	
22	182	Lukas Schwaiger	AUT	22	27,049	
23	199	Solt Remete	HUN	23	27,152	
24	230	Dylan Scrivens	GBR	24	27,532	

25	200	Tamás Szögi	HUN	25	27,609	
26	229	Jack Kelly	GBR	26	28,107	
27	186	Marko Dolić	CRO	27	28,412	
Pl.	Nr.	Junior B ladies 300 m time trial		Qualification		Final
				Pl.	Time	
1	259	Giorgia Bormida	ITA	2	26,996	26,821
2	249	Elisabeth Baier	GER	1	26,821	27,032
3	245	Chloe Geoffroy	FRA	3	27,210	27,126
4	274	Andrea Miranda	ESP	5	27,457	27,513
5	247	Melanie Lize	FRA	8	27,707	27,530
6	262	Alessia Mincella	ITA	7	27,527	27,620
7	272	Ana Humanes	ESP	4	27,298	27,633
8	269	Carolina Ferreira	POR	6	27,519	27,663
9	264	Elisa Dul	NED	10	27,874	27,684
10	253	Chiara Widua	GER	12	28,036	27,709
11	265	Marijke Groenewoud	NED	9	27,745	27,983
12	254	Dominika Gardi	HUN	11	27,937	28,104
13	270	Daniela Rodrigues	POR	13	28,223	
14	266	Anna van den Bos	NED	14	28,389	
15	244	Elise Dumont	FRA	15	28,451	
16	256	Eleonóra Kopilovic	HUN	16	28,704	
17	252	Helene Milling	GER	17	29,113	
18	243	Michaela Sejpalová	CZE	18	29,352	
19	240	Jenny Pesendorfer	AUT	19	29,438	
20	257	Dominika Sebők	HUN	20	29,447	
21	268	Monika Mazurkiewicz	POL	21	29,936	

Pl.	Nr.	Senior men 500 m sprint		Qualification			1/4 final			Semifinal			Final
				Heat	Pl.	time	Heat	Pl.	time	Heat	Pl.	time	
1	21	Elton De Souza	FRA	H4	1	40,993	QF4	1	40,449	SF1	1	39,337	38,894
2	29	Andrea Angeletti	ITA	H5	1	41,135	QF4	2	40,749	SF1	2	39,371	39,237
3	19	Darren De Souza	FRA	H2	1	40,407	QF2	1	39,844	SF2	1	40,073	39,426
4	40	Michel Mulder	NED	H6	2	40,692	QF3	2	39,898	SF2	2	40,309	39,453
5	25	Simon Albrecht	GER	H1	1	42,369	QF1	1	41,622	SF1	3	40,029	
6	41	Ronald Mulder	NED	H3	1	40,646	QF3	1	39,815	SF2	3	40,315	
7	34	Mattia Diamanti	ITA	H8	1	39,980	QF1	2	41,720	SF1	4	40,089	
8	20	Edwin De Souza	FRA	H7	1	39,718	QF2	2	39,854	SF2	4	40,499	
9	50	Nejc Mavsar	SLO	H2	2	40,549	QF2	3	40,299				
10	11	Mathias Vosté	BEL	H6	1	40,667	QF3	3	40,643				
11	27	Etienne Ramali	GER	H5	2	41,289	QF4	3	40,808				
12	14	Matěj Pravda	CZE	H1	2	42,572	QF1	3	41,950				
13	33	Sargoni Danny	ITA	H8	2	40,004	QF1	3	DQ-TF				
14	39	Rémon Kwant	NED	H3	2	40,766	QF3	4	40,184				
15	47	Ricardo Esteves	POR	H4	2	41,271	QF4	4	41,431				
16	7	Niels Provoost	BEL	H7	2	39,753	QF2	4	DNF				
17	26	Thimo Kießlich	GER	H7	3	39,898							
18	46	Martyn Dias	POR	H8	3	40,049							
19	3	Linus Heidegger	AUT	H2	3	41,207							
20	44	August Teodor Haugen	NOR	H3	3	41,550							
21	4	Christian Kromoser	AUT	H4	3	41,751							
22	2	Johannes Hahnekamp	AUT	H1	3	42,659							
23	12	Bruno Tkalčić	CRO	H6	3	47,438							
24	54	Anton Marinić	CRO	H5	3	49,864							
25	45	Tormod Bjornetun Haugen	NOR	H8	4	42,184							
Pl.	Nr.	Senior ladies 500 m sprint		Qualification			Semifinal			Final			
				Heat	Pl.	time	Heat	Pl.	time				
1	60	Vanessa Bittner	AUT			H1	1	43,535	SF1	1	42,498	42,195	
2	72	Laethisia Schimek	GER			H3	1	44,019	SF2	1	42,959	42,279	
3	79	Erika Zanetti	ITA			H2	1	43,484	SF2	2	42,964	42,315	
4	74	Giulia Bongiorno	ITA			H4	1	43,929	SF1	2	42,539	42,960	

5	63	Anke Vos	BEL				H4	2	44,040	SF1	3	42,639	
6	70	Alisa Gutermuth	GER				H2	2	43,672	SF2	3	43,057	
7	92	Saray Narváez	ESP				H3	2	44,079	SF2	4	43,217	
8	84	Bianca Roosenboom	NED				H1	2	43,666	SF1	4	44,090	
9	69	Sabine Berg	GER				H1	3	43,710				
10	81	Elma de Vries	NED				H2	3	44,120				
11	66	Pouydebat Juliette	FRA				H4	3	44,130				
12	93	Sheyla Posada	ESP				H3	3	44,136				
13	87	Andreia Canha	POR				H2	4	44,206				
14	78	Andrea Trafeli	ITA				H3	4	44,301				
15	88	Dina Rodriguez	POR				H1	4	44,351				
16	83	Manon Kamminga	NED				H4	4	44,624				
17	64	Laurent Anais	FRA				H2	5	44,305				
18	94	Von Burg Rina	SUI				H4	5	44,862				
19	95	Nadja Wenger	SUI				H3	5	45,025				
Pl.	Nr.	Junior A men 500 m sprint		Qualification			1/4 final			Semifinal			Final
				Heat	Pl.	time	Heat	Pl.	time	Heat	Pl.	time	
1	122	Roberto Fiorito	ITA	H6	1	41,431	QF3	1	40,793	SF2	1	40,773	39,860
2	121	Marco De Flaviis	ITA	H1	1	41,851	QF1	1	41,227	SF1	1	40,272	39,997
3	110	Thomas Dambrun	FRA	H4	1	42,705	QF4	2	41,316	SF1	2	40,314	40,000
4	139	Borja Navarro	ESP	H7	1	41,171	QF2	2	41,726	SF2	2	40,837	40,070
5	119	Tim Siegel	GER	H5	1	42,601	QF4	1	41,213	SF1	3	40,634	
6	125	Riccardo Passarotto	ITA	H2	1	43,935	QF2	1	41,147	SF2	3	40,840	
7	116	Stefan Emele	GER	H3	2	41,853	QF3	2	40,845	SF2	4	41,298	
8	109	Jonathan Bach	FRA	H8	2	42,503	QF1	2	41,318	SF1	4	48,261	
9	137	Sergio Borja García	ESP	H3	1	41,644	QF3	3	40,907				
10	132	Jorge Lopes	POR	H1	2	41,954	QF1	3	41,655				
11	126	Twan Berlijn	NED	H2	2	44,327	QF2	3	41,739				
12	141	Oliver Grob	SUI	H5	2	42,662	QF4	3	41,767				
13	111	Quentin Giraudeau	FRA	H6	2	41,499	QF3	4	41,113				
14	100	Thomas Petutschnigg	AUT	H7	2	41,252	QF2	4	41,946				
15	135	Kristian Terebesi	SVK	H4	2	43,018	QF4	4	41,978				
16	134	Nuno Pacheco	POR	H8	1	42,495	QF1	4	42,091				
17	140	Lukas Iida	SUI	H6	3	41,684							
18	103	Šimon Pravda	CZE	H3	3	42,559							
19	131	Remon Vos	NED	H8	3	42,764							
20	133	Diogo Mendes	POR	H7	3	42,845							
21	221	Miha Remic	SLO	H5	3	42,888							
22	105	Benjamin Lienhøft Larsen	DEN	H4	3	43,239							
23	102	Jaroslav Klícha	CZE	H1	3	43,805							
	130	Gerrie van Lingen	NED	H8		DQ-SF							
Pl.	Nr.	Junior A ladies 500 m sprint		Qualification			Semifinal			Final			
				Heat	Pl.	time	Heat	Pl.	time				
1	165	Giulia Bonechi	ITA	H3	1	44,566	SF2	1	44,776			43,845	
2	177	Itziar Gutierrez	ESP	H2	1	45,748	SF2	2	44,893			44,021	
3	152	Stien Vanhoutte	BEL	H1	1	43,726	SF1	1	43,812			44,097	
4	166	Carlotta Camarin	ITA	H1	2	43,987	SF1	2	44,116			44,163	
5	150	Nymphe Keuleers	BEL	H4	1	45,216	SF1	3	44,566				
6	158	Marine Lefeuvre	FRA	H2	2	45,778	SF2	3	45,154				
7	154	Melissa Bellet	FRA	H4	2	45,252	SF1	4	44,770				
8	159	Chloe Michel	FRA	H3	2	44,606	SF2	4	DNF				
9	161	Josie Hofmann	GER	H1	3	44,039							
10	167	Alessandra Franco	ITA	H4	3	45,471							
11	163	Stephanie Reuter	GER	H2	3	46,044							
12	172	Danielle Ootes	NED	H3	3	46,069							
13	162	Jenny Peissker	GER	H1	4	44,108							
14	175	Aleksandra Glamkowska	POL	H4	4	46,355							
15	164	Blanka Sántha	HUN	H3	4	46,662							
16	176	Aleksandra Kowalczyk	POL	H2	4	48,355							

Pl.	Nr.	Junior B men 500 m sprint		Qualification			1/4 final			Semifinal			Final
				Heat	Pl.	time	Heat	Pl.	time	Heat	Pl.	time	
1	191	Valentin Thiebault	FRA	H3	1	42,344	QF3	1	40,370	SF2	2	40,873	40,078
2	187	Martin Ferrie	FRA	H5	1	41,681	QF4	1	40,928	SF1	1	40,028	40,491
3	206	Enrico Rossetto	ITA	H1	1	42,068	QF1	1	41,537	SF1	2	40,354	40,888
4	204	Enrico Favaretto	ITA	H2	1	42,232	QF2	1	42,292	SF2	1	40,762	DSQ-TF
5	190	Doucelin Pedicone	FRA	H8	1	43,240	QF1	2	41,546	SF1	3	40,739	
6	222	Jonathan Galar	ESP	H7	1	42,470	QF2	2	42,337	SF2	3	41,043	
7	184	Tibo Vanhove	BEL	H5	2	41,977	QF4	2	41,014	SF1	4	40,866	
8	195	Ron Pucklitsch	GER	H6	1	42,820	QF3	2	40,700	SF2	4	41,190	
9	194	Ricardo Kugler	GER	H4	1	42,004	QF4	3	41,232				
10	219	Tomás Rocha	POR	H6	2	42,913	QF3	3	41,701				
11	220	Jakub Klembara	SVK	H8	2	43,960	QF1	3	41,896				
12	193	Tobias Gerhardt	GER	H7	2	42,855	QF2	3	42,494				
13	210	Marc Middelkoop	NED	H4	2	42,119	QF4	4	41,395				
14	212	Tom van Vliet	NED	H1	2	42,227	QF1	4	42,062				
15	214	Gawel Oficjalski	POL	H2	2	42,586	QF2	4	43,556				
16	228	William Dobson	GBR	H3	2	43,054	QF3	4	43,833				
17	180	Christoph Amort	AUT	H5	3	42,087							
18	209	Bart Hoolwerf	NED	H1	3	42,324							
19	202	Matteo Casadei	ITA	H4	3	42,432							
20	215	Jan Świątek	POL	H2	3	42,664							
21	182	Lukas Schwaiger	AUT	H6	3	43,094							
22	198	Balázs Kun	HUN	H8	3	44,574							
23	199	Solt Remete	HUN	H7	3	44,666							
24	217	Miguel Bravo	POR	H3	3	45,879							
25	223	Adrián García	ESP	H1	4	42,401							
26	226	Ben Sorg	SUI	H2	4	42,783							
27	197	Tamás Iványi	HUN	H5	4	44,131							
28	186	Marko Dolić	CRO	H6	4	44,513							
29	230	Dylan Scrivens	GBR	H8	4	45,592							
30	229	Jack Kelly	GBR	H7	4	46,464							
31	216	Grzegorz Wąsek	POL	H3	4	48,968							
32	218	António Freitas	POR	H2	5	42,785							
33	224	Jorge Mur	ESP	H1	5	43,771							
Pl.	Nr.	Junior B ladies 500 m sprint		Qualification			1/4 final			Semifinal			Final
				Heat	Pl.	time	Heat	Pl.	time	Heat	Pl.	time	
1	259	Giorgia Bormida	ITA	H1	1	44,529	QF1	1	44,247	SF1	1	44,514	44,290
2	262	Alessia Mincella	ITA	H6	1	45,738	QF3	1	45,580	SF2	1	45,123	44,305
3	272	Ana Humanes	ESP	H7	1	46,446	QF2	2	45,892	SF2	2	45,138	44,377
4	274	Andrea Miranda	ESP	H4	1	46,721	QF4	1	46,215	SF1	2	44,879	44,390
5	269	Carolina Ferreira	POR	H8	1	46,761	QF1	2	44,425	SF1	3	44,999	
6	245	Chloe Geoffroy	FRA	H3	1	45,337	QF3	2	45,687	SF2	3	45,206	
7	254	Dominika Gardi	HUN	H5	2	46,799	QF4	2	46,247	SF1	4	45,049	
8	261	Veronica Luciani	ITA	H7	2	46,604	QF2	1	45,796	SF2	4	45,297	
9	251	Larissa Gaiser	GER	H1	2	44,623	QF1	3	44,445				
10	242	Jasmina Vosté	BEL	H6	2	45,832	QF3	3	45,764				
11	249	Elisabeth Baier	GER	H2	1	45,886	QF2	3	45,980				
12	247	Melanie Lize	FRA	H5	1	46,716	QF4	3	46,262				
13	264	Elisa Dul	NED	H8	2	46,818	QF1	4	44,618				
14	267	Fleur Veen	NED	H3	2	45,921	QF3	4	45,858				
15	244	Elise Dumont	FRA	H2	2	46,024	QF2	4	45,996				
16	270	Daniela Rodrigues	POR	H4	2	47,118	QF4	4	46,699				
17	256	Eleonóra Kopilovic	HUN	H1	3	44,730							
18	263	Maya de Jong	NED	H6	3	45,867							
19	240	Jenny Pesendorfer	AUT	H3	3	45,961							
20	243	Michaela Sejpalová	CZE	H2	3	46,126							
21	253	Chiara Widua	GER	H7	3	46,758							
22	273	Leire Larrasoain	ESP	H8	3	46,970							
23	257	Dominika Sebők	HUN	H4	3	47,131							

24	268	Monika Mazurkiewicz	POL	H5	3	48,290						
25	276	Jana Von Burg	SUI	H8	4	47,360						
26	277	Noemi Zurbuchen	SUI	H7	4	47,966						

Pl.	Nr.	Senior men 1.000 m sprint		Qualification			Semifinal			Final
				Heat	Pl.	time	Heat	Pl.	time	
1	9	Bart Swings	BEL	H2	1	1.17,656	SF1	1	1.16,914	1.19,466
2	18	Alexis Contin	FRA	H2	4	1.18,088	SF2	2	1.18,066	1.19,490
3	24	Gwendal Le Pivert	FRA	H2	3	1.18,074	SF2	1	1.18,048	1.19,534
4	52	Patxi Peula	ESP	H2	2	1.17,740	SF1	2	1.16,979	1.19,710
5	25	Simon Albrecht	GER	H1	3	1.19,028	SF1	3	1.17,309	1.19,788
6	35	Francolini Fabio	ITA	H4	2	1.18,544	SF1	4	1.17,370	1.20,283
7	38	Mark Horsten	NED	H3	2	1.19,152	SF1	5	1.17,761	1.20,305
8	16	Stefan Due Schmidt	DEN	H2	5	1.18,361	SF1	6	1.18,027	1.22,467
9	21	Elton De Souza	FRA	H4	1	1.18,400	SF2	3	1.18,109	
10	32	Lorenzo Cassioli	ITA	H1	1	1.18,847	SF2	4	1.18,132	
11	26	Thimo Kießlich	GER	H3	3	1.19,883	SF1	7	1.18,258	
12	53	Livio Wenger	SUI	H1	2	1.18,984	SF2	5	1.18,315	
13	46	Martyn Dias	POR	H4	3	1.18,613	SF2	6	1.18,429	
14	30	Matteo Angeletti	ITA	H1	4	1.19,590	SF2	7	1.19,085	
15	11	Mathias Vosté	BEL	H3	1	1.19,053	SF1	8	1.19,560	
16	50	Nejc Mavsar	SLO	H2	6	1.19,451	SF2	8	1.21,615	
17	27	Etienne Ramali	GER	H4	4	1.20,017				
18	42	Luc ter Haar	NED	H3	4	1.20,043				
19	10	Maarten Swings	BEL	H1	5	1.20,044				
20	47	Ricardo Esteves	POR	H4	5	1.20,051				
21	39	Rémon Kwant	NED	H3	5	1.20,074				
22	3	Linus Heidegger	AUT	H3	6	1.20,213				
23	49	David Pedro	POR	H3	7	1.20,237				
24	15	Mikkel Emil Højer	DEN	H2	7	1.20,337				
25	14	Matěj Pravda	CZE	H1	6	1.21,218				
26	44	August Teodor Haugen	NOR	H4	6	1.21,699				
27	4	Christian Kromoser	AUT	H4	7	1.21,822				
28	2	Johannes Hahnekamp	AUT	H1	7	1.22,477				
29	45	Tormod Bjornetun Haugen	NOR	H4	8	1.23,276				
30	13	Matěj Krupka	CZE	H1	8	1.24,508				
31	12	Bruno Tkalčić	CRO	H2	8	1.39,268				
32	54	Anton Marinić	CRO	H3	8					
Pl.	Nr.	Senior ladies 1.000 m sprint					Qualification			Final
							Heat	Pl.	time	
1	60	Vanessa Bittner	AUT				H1	1	1.25,820	1.27,960
2	62	Sandrine Tas	BEL				H3	1	1.26,299	1.27,976
3	76	Francesca Lollobrigida	ITA				H1	2	1.25,831	1.28,205
4	73	Mareike Thum	GER				H2	1	1.27,017	1.28,259
5	72	Laethisia Schimek	GER				H3	2	1.26,463	1.28,273
6	66	Juliette Pouydebat	FRA				H3	3	1.26,653	1.28,932
7	83	Manon Kamminga	NED				H1	4	1.26,090	1.29,133
8	93	Sheyla Posada	ESP				H1	3	1.25,923	1.29,795
9	90	Maite Ancín	ESP				H3	4	1.26,709	
10	69	Sabine Berg	GER				H3	5	1.26,741	
11	87	Andreia Canha	POR				H3	6	1.27,057	
12	79	Erika Zanetti	ITA				H2	2	1.27,142	
13	67	Marie Poidevin	FRA				H3	7	1.27,188	
14	84	Bianca Roosenboom	NED				H3	8	1.27,325	
15	63	Anke Vos	BEL				H2	3	1.27,395	
16	94	Rina Von Burg	SUI				H1	5	1.27,540	
17	92	Saray Narváez	ESP				H1	6	1.27,558	
18	86	Aleksandra Goss	POL				H1	7	1.27,712	
19	65	Clemence Halbout	FRA				H2	4	1.27,895	

20	95	Nadja Wenger	SUI				H2	5	1.27,950	
21	82	Sharon Hendriks	NED				H1	8	1.28,010	
22	78	Andrea Trafeli	ITA				H2	6	1.28,255	
23	88	Dina Rodriguez	POR				H2	7	1.28,880	
24	61	Miriam Hager	AUT				H2	8	1.33,793	
Pl.	Nr.	Junior A men 1.000 m sprint		Qualification			Semifinal			Final
				Heat	Pl.	time	Heat	Pl.	time	
1	111	Quentin Giraudeau	FRA	H4	1	1.20,799	SF2	2	1.20,516	1.21,873
2	112	Mathieu Guilbert	FRA	H3	1	1.21,332	SF2	3	1.20,732	1.22,092
3	114	Timothy Loubineaud	FRA	H2	1	1.22,177	SF1	1	1.21,887	1.22,124
4	128	Chris Huizinga	NED	H4	3	1.21,973	SF2	5	1.21,196	1.22,398
5	123	Duccio Marsili	ITA	H1	4	1.21,298	SF2	1	1.20,455	1.22,433
6	120	Giuseppe Bramante	ITA	H2	2	1.22,285	SF2	4	1.21,054	1.22,563
7	100	Thomas Petutschnigg	AUT	H1	3	1.20,823	SF2	6	1.21,338	1.22,633
8	139	Borja Navarro	ESP	H3	3	1.21,959	SF2	7	1.21,789	1.23,177
9	102	Jaroslav Klícha	CZE	H3	5	1.22,818	SF2	8	1.21,929	
10	124	Daniel Niero	ITA	H1	1	1.20,445	SF1	2	1.22,169	
11	119	Tim Siegel	GER	H4	2	1.21,387	SF1	3	1.22,586	
12	108	Philip Due Schmidt	DEN	H4	4	1.22,011	SF1	4	1.22,613	
13	134	Nuno Pacheco	POR	H1	2	1.20,703	SF1	5	1.22,642	
14	117	Sebastian Mirsch	GER	H2	3	1.22,869	SF1	6	1.23,501	
15	137	Sergio Borja García	ESP	H3	2	1.21,872	SF1	7	1.23,585	
16	138	David López	ESP	H3	4	1.22,059	SF1	8	1.23,708	
17	118	Patrick Reuter	GER	H3	6	1.23,141				
18	131	Remon Vos	NED	H1	5	1.23,336				
19	103	Šimon Pravda	CZE	H1	6	1.23,465				
20	132	Jorge Lopes	POR	H2	4	1.23,766				
21	135	Kristian Terebesi	SVK	H2	5	1.23,925				
22	133	Diogo Mendes	POR	H2	6	1.24,155				
23	106	Oliver Lindenskov	DEN	H2	7	1.24,250				
24	104	Michal Prokop	CZE	H4	5	1.25,048				
25	107	Rasmus Møller Mødekjær	DEN	H4	6	1.25,183				
26	221	Miha Remic	SLO	H3	7	1.26,518				
27	101	Manuel Vogl	AUT	H1	7	1.31,296				
Pl.	Nr.	Junior A ladies 1.000 m sprint					Qualification			Final
							Heat	Pl.	time	
1	165	Giulia Bonechi	ITA				H3	1	1.30,552	1.36,924
2	177	Itziar Gutierrez	ESP				H2	1	1.29,727	1.37,293
3	161	Josie Hofmann	GER				H1	3	1.27,419	1.37,328
4	152	Stien Vanhoutte	BEL				H1	4	1.27,526	1.37,334
5	155	Alexia Deroo	FRA				H1	2	1.27,382	1.37,399
6	153	Elena Møller Rigas	DEN				H1	1	1.27,339	1.37,557
7	156	Charlotte Frouin	FRA				H1	6	1.27,561	1.37,901
8	167	Alessandra Franco	ITA				H1	5	1.27,533	1.38,998
9	173	Berber Vonk	NED				H1	7	1.28,056	
10	151	Ellen Van de Catsye	BEL				H2	2	1.29,742	
11	170	Martina Zanini	ITA				H2	3	1.29,789	
12	150	Nymphe Keuleers	BEL				H2	4	1.29,866	
13	162	Jenny Peissker	GER				H3	2	1.30,559	
14	159	Chloe Michel	FRA				H3	3	1.30,806	
15	172	Danielle Ootes	NED				H2	5	1.31,184	
16	175	Aleksandra Glamkowska	POL				H2	6	1.31,320	
17	171	Gerline Crediet	NED				H2	7	1.32,936	
18	174	Malwina Fituch	POL				H3	4	1.33,531	
19	164	Blanka Sántha	HUN				H3	5	1.33,843	
20	176	Aleksandra Kowalczyk	POL				H3	6	1.34,204	



Pl.	Nr.	Junior B men 1.000 m sprint		Qualification			Semifinal			Final
				Heat	Pl.	time	Heat	Pl.	time	
1	188	Flavien Foucher	FRA	H3	1	1.23,700	SF2	1	1.20,682	1.20,553
2	205	Leonardo Martina	ITA	H4	1	1.23,965	SF1	2	1.23,818	1.20,726
3	190	Doucelin Pedicone	FRA	H2	1	1.22,758	SF2	2	1.20,917	1.20,766
4	203	Daniele Di Stefano	ITA	H1	2	1.22,647	SF2	3	1.20,933	1.20,828
5	189	Bastien Lhomme	FRA	H1	1	1.22,422	SF1	1	1.23,393	1.21,778
6	219	Tomás Rocha	POR	H1	3	1.22,856	SF2	5	1.22,927	1.23,059
7	223	Adrián García	ESP	H4	3	1.24,583	SF2	6	1.22,935	1.23,742
8	210	Marc Middelkoop	NED	H4	2	1.24,506	SF2	4	1.22,274	DNF
9	208	Louis Hollaar	NED	H3	2	1.24,792	SF1	3	1.24,001	
10	217	Miguel Bravo	POR	H2	3	1.23,317	SF1	4	1.24,098	
11	201	Appalloni Andrea	ITA	H2	2	1.22,902	SF1	5	1.24,379	
12	212	Tom van Vliet	NED	H5	1	1.25,773	SF1	6	1.24,436	
13	230	Dylan Scrivens	GBR	H4	4	1.25,735	SF1	7	1.25,336	
14	216	Grzegorz Wąsek	POL	H2	5	1.25,496	SF2	7	1.27,220	
15	181	Matthias Hauer	AUT	H1	4	1.25,067	SF1	8	1.27,327	
16	182	Lukas Schwaiger	AUT	H2	4	1.25,419	SF2	8	1.29,206	
17	222	Jonathan Galar	ESP	H4	5	1.25,775				
18	196	Botond Bejczy	HUN	H1	5	1.25,777				
19	225	Victor Vena	ESP	H5	2	1.25,875				
20	215	Jan Świątek	POL	H5	3	1.26,244				
21	228	William Dobson	GBR	H4	6	1.26,410				
22	200	Tamás Szögi	HUN	H5	4	1.26,465				
23	226	Ben Sorg	SUI	H5	5	1.26,845				
24	218	António Freitas	POR	H3	3	1.26,989				
25	220	Jakub Klembara	SVK	H3	4	1.28,239				
26	214	Gawel Oficjalski	POL	H3	5	1.28,444				
27	199	Solt Remete	HUN	H3	6	1.30,966				
28	229	Jack Kelly	GBR	H5	6	1.31,392				
29	186	Marko Dolić	CRO	H4	7	1.33,258				
Pl.	Nr.	Junior B ladies 1.000 m sprint		Qualification			Semifinal			Final
				Heat	Pl.	time	Heat	Pl.	time	
1	258	Fausti Beatrice	ITA	H3	2	1.31,061	SF2	3	1.29,741	1.31,816
2	259	Giorgia Bormida	ITA	H1	1	1.30,794	SF2	1	1.29,455	1.31,904
3	250	Ronja Binus	GER	H2	3	1.30,542	SF2	2	1.29,554	1.32,025
3	261	Veronica Luciani	ITA	H2	1	1.30,170	SF1	1	1.32,663	1.32,025
5	271	Carla Donoso	ESP	H1	2	1.31,462	SF2	5	1.29,948	1.32,070
6	263	Maya de Jong	NED	H3	1	1.30,714	SF2	7	1.30,119	1.32,246
7	264	Elisa Dul	NED	H1	5	1.31,760	SF2	4	1.29,864	1.33,525
8	256	Eleonóra Kopilovic	HUN	H1	6	1.31,771	SF2	6	1.30,117	1.33,562
9	242	Jasmina Vosté	BEL	H3	4	1.31,467	SF2	8	1.31,002	
10	246	Enora Le Guennec	FRA	H3	3	1.31,342	SF1	2	1.32,861	
11	274	Andrea Miranda	ESP	H4	1	1.32,012	SF1	3	1.32,864	
12	269	Carolina Ferreira	POR	H1	3	1.31,684	SF1	4	1.33,107	
13	272	Ana Humanes	ESP	H2	2	1.30,437	SF1	5	1.33,176	
14	244	Elise Dumont	FRA	H2	4	1.31,079	SF1	6	1.33,576	
15	252	Helene Milling	GER	H1	4	1.31,741	SF1	7	1.34,393	
16	243	Michaela Sejpalová	CZE	H2	5	1.31,828	SF1	8	1.34,630	
17	254	Dominika Gardi	HUN	H4	2	1.32,440				
18	248	Myriam Talloussi	FRA	H4	3	1.32,484				
19	240	Jenny Pesendorfer	AUT	H3	5	1.32,524				
20	277	Noemi Zurbuchen	SUI	H2	6	1.32,683				
21	270	Daniela Rodrigues	POR	H4	4	1.32,902				
22	266	Anna van den Bos	NED	H3	6	1.33,098				
23	253	Chiara Widua	GER	H2	7	1.33,150				
24	257	Dominika Sebök	HUN	H4	5	1.36,349				

Pl.	Nr.	Senior men 10.000 m points/elimination		Pts.	Time
1	9	Bart Swings	BEL	16	13.48,294
2	18	Alexis Contin	FRA	13	13.48,142
3	53	Livio Wenger	SUI	6	13.50,663
4	22	Ewen Fernandez	FRA	5	13.48,881
5	36	Jan Blokhuijsen	NED	4	13.48,300
6	17	Nolan Beddiaf	FRA	2	14.04,946
7	43	Jan van Loon	NED		13.48,699
8	31	Riccardo Bugari	ITA		13.52,743
9	35	Fabio Francolini	ITA		
10	37	Ruurd Dijkstra	NED		
11	30	Matteo Angeletti	ITA		
12	10	Maarten Swings	BEL		
13	16	Stefan Due Schmidt	DEN		
14	46	Martyn Dias	POR		
15	15	Mikkel Emil Højer	DEN		
16	8	Tim Sibiet	BEL		
17	49	David Pedro	POR		
18	52	Patxi Peula	ESP		
19	4	Christian Kromoser	AUT		
20	26	Thimo Kießlich	GER		
21	44	August Teodor Haugen	NOR		
22	45	Tormod Bjornetun Haugen	NOR		
23	13	Matěj Krupka	CZE		
24	3	Linus Heidegger	AUT		
25	12	Bruno Tkalčić	CRO		
26	54	Anton Marinić	CRO		
27	1	Armin Hager	AUT		
Pl.	Nr.	Senior ladies 10.000 m points/elimination		Pts.	Time
1	76	Francesca Lollobrigida	ITA	24	15.20,923
2	62	Sandrine Tas	BEL	11	15.20,936
3	83	Manon Kamminga	NED	11	15.27,837
4	65	Clemence Halbout	FRA	5	15.27,834
5	90	Maite Ancín	ESP	2	15.28,899
6	73	Mareike Thum	GER	2	15.30,294
7	95	Nadja Wenger	SUI	1	15.28,798
8	87	Andreia Canha	POR		15.27,983
9	86	Aleksandra Goss	POL		15.29,140
10	88	Dina Rodriguez	POR		15.30,404
11	82	Sharon Hendriks	NED		
12	77	Giulia Lollobrigida	ITA		
13	78	Andrea Trafeli	ITA		
14	85	Kelly Schouten	NED		
15	68	Margaux Vigie	FRA		
16	94	Rina Von Burg	SUI		
17	69	Sabine Berg	GER		
18	91	Amaia Faber	ESP		
19	67	Marie Poidevin	FRA		
20	89	Renata Karabova	SVK		
21	61	Miriam Hager	AUT		
22	93	Sheyla Posada	ESP		
Pl.	Nr.	Junior A men 10.000 m points/elimination		Pts.	Time
1	114	Timothy Loubineaud	FRA	20	14.31,584
2	124	Daniel Niero	ITA	14	14.31,208
3	111	Quentin Giraudeau	FRA	8	14.37,699
4	128	Chris Huizinga	NED	4	14.39,011
5	101	Manuel Vogl	AUT	2	14.31,579

6	104	Michal Prokop	CZE	2	14.31,667
7	138	David López	ESP	2	14.52,402
8	117	Sebastian Mirsch	GER	1	14.38,015
9	108	Philip Due Schmidt	DEN	1	14.45,190
10	123	Duccio Marsili	ITA	1	14.45,828
11	120	Giuseppe Bramante	ITA		
12	102	Jaroslav Klícha	CZE		
13	136	Mario Casado	ESP		
14	134	Nuno Pacheco	POR		
15	112	Mathieu Guilbert	FRA		
16	106	Oliver Lindenskov	DEN		
17	129	Jan Korenberg	NED		
18	116	Stefan Emele	GER		
19	133	Diogo Mendes	POR		
20	131	Remon Vos	NED		
21	115	Fabian Dieterle	GER		
22	103	Šimon Pravda	CZE		
23	107	Rasmus Møller Mødekjær	DEN		
24	100	Thomas Petutschnigg	AUT		
25	139	Borja Navarro	ESP		
26	221	Miha Remic	SLO		
<b>Pl.</b>	<b>Nr.</b>	<b>Junior A ladies 10.000 m points/elimination</b>		<b>Pts.</b>	<b>Time</b>
1	153	Elena Møller Rigas	DEN	14	16.02,659
2	170	Martina Zanini	ITA	13	16.02,859
3	161	Josie Hofmann	GER	9	16.02,309
4	151	Ellen Van de Catsye	BEL	6	16.11,441
5	173	Berber Vonk	NED	4	16.03,126
6	159	Chloe Michel	FRA	2	16.03,400
7	167	Alessandra Franco	ITA	1	16.08,875
8	168	Michela Marini	ITA	1	16.31,899
9	164	Blanka Sántha	HUN		16.03,159
10	172	Danielle Ootes	NED		16.15,006
11	174	Malwina Fituch	POL		
12	155	Alexia Deroo	FRA		
13	171	Gerline Crediet	NED		
14	156	Charlotte Frouin	FRA		
15	176	Aleksandra Kowalczyk	POL		
16	175	Aleksandra Glamkowska	POL		

Pl.	Nr.	Junior B men 5.000 m points		Pts.	Time
1	187	Martin Ferrie	FRA	10	7.08,008
2	188	Flavien Foucher	FRA	7	7.07,588
3	189	Bastien Lhomme	FRA	4	7.08,218
4	203	Daniele Di Stefano	ITA	4	7.14,341
5	183	Indra Médard	BEL	1	7.09,639
6	209	Bart Hoolwerf	NED	1	7.10,706
7	217	Miguel Bravo	POR		7.09,941
8	208	Louis Hollaar	NED		7.10,121
9	225	Victor Vena	ESP		7.10,461
10	219	Tomás Rocha	POR		7.10,948
11	180	Christoph Amort	AUT		7.11,667
12	194	Ricardo Kugler	GER		7.13,850
13	210	Marc Middelkoop	NED		7.14,211
14	201	Appalloni Andrea	ITA		7.29,126
15	192	Florian Berg	GER		7.32,000
16	185	Thomas Vosté	BEL		
17	218	António Freitas	POR		

18	200	Tamás Szögi	HUN		
19	198	Balázs Kun	HUN		
20	230	Dylan Scrivens	GBR		
21	224	Jorge Mur	ESP		
22	213	Patrycja Jamroz	POL		
23	196	Botond Bejczy	HUN		
24	226	Ben Sorg	SUI		
25	223	Adrián García	ESP		
26	202	Matteo Casadei	ITA		
27	215	Jan Świątek	POL		
28	181	Matthias Hauer	AUT		
29	182	Lukas Schwaiger	AUT		
30	193	Tobias Gerhardt	GER		
31	227	Scott Aitken	GBR		
32	229	Jack Kelly	GBR		
33	186	Marko Dolić	CRO		
<b>Pl.</b>	<b>Nr.</b>	<b>Junior B ladies 5.000 m points</b>		<b>Pts.</b>	<b>Time</b>
1	272	Ana Humanes	ESP	5	7.47,317
2	261	Veronica Luciani	ITA	5	7.50,561
3	248	Myriam Talloussi	FRA	3	7.46,066
4	251	Larissa Gaiser	GER	3	7.48,759
5	246	Enora Le Guennec	FRA	2	7.49,214
6	269	Carolina Ferreira	POR	2	7.49,339
7	254	Dominika Gardi	HUN	2	7.50,279
8	265	Marijke Groenewoud	NED	2	8.04,269
9	258	Fausti Beatrice	ITA	1	7.56,022
10	250	Ronja Binus	GER	1	8.04,657
11	260	Laura Lorenzato	ITA	1	8.22,787
12	270	Daniela Rodrigues	POR		7.49,498
13	271	Carla Donoso	ESP		7.50,341
14	277	Noemi Zurbuchen	SUI		7.50,545
15	263	Maya de Jong	NED		7.51,272
16	267	Fleur Veen	NED		7.51,633
17	256	Eleonóra Kopilovic	HUN		7.55,715
18	252	Helene Milling	GER		7.55,790
19	247	Melanie Lize	FRA		8.14,113
20	242	Jasmina Vosté	BEL		
21	273	Leire Larrasoain	ESP		
22	276	Jana Von Burg	SUI		
23	243	Michaela Sejalová	CZE		
24	257	Dominika Sebők	HUN		
25	240	Jenny Pesendorfer	AUT		
26	268	Monika Mazurkiewicz	POL		

<b>Pl.</b>	<b>Nr.</b>	<b>Senior men 15.000 m elimination</b>		<b>Time</b>
1	18	Alexis Contin	FRA	21.11,750
2	9	Bart Swings	BEL	21.11,768
3	21	Elton De Souza	FRA	21.13,113
4	35	Fabio Francolini	ITA	21.14,114
5	31	Riccardo Bugari	ITA	21.15,724
6	52	Patxi Peula	ESP	
7	22	Ewen Fernandez	FRA	
8	53	Livio Wenger	SUI	
9	38	Mark Horsten	NED	
10	43	Jan van Loon	NED	
11	16	Stefan Due Schmidt	DEN	
12	46	Martyn Dias	POR	

13	32	Lorenzo Cassioli	ITA	
14	10	Maarten Swings	BEL	
15	8	Tim Sibiet	BEL	
16	4	Christian Kromoser	AUT	
17	36	Jan Blokhuijsen	NED	
18	15	Mikkel Emil Højer	DEN	
19	50	Nejc Mavsar	SLO	
20	26	Thimo Kießlich	GER	
21	45	Tormod Bjornetun Haugen	NOR	
22	13	Matěj Krupka	CZE	
23	49	David Pedro	POR	
24	44	August Teodor Haugen	NOR	
25	3	Linus Heidegger	AUT	
26	12	Bruno Tkalčić	CRO	
27	54	Anton Marinić	CRO	
<b>Pl.</b>	<b>Nr.</b>	<b>Senior ladies 15.000 m elimination</b>		<b>Time</b>
1	76	Francesca Lollobrigida	ITA	23.44,209
2	83	Manon Kamminga	NED	23.44,236
3	62	Sandrine Tas	BEL	23.46,423
4	77	Giulia Lollobrigida	ITA	23.47,302
5	65	Clemence Halbout	FRA	23.48,930
6	66	Juliette Pouydebat	FRA	
7	87	Andreia Canha	POR	
8	95	Nadja Wenger	SUI	
9	91	Amaia Faber	ESP	
10	84	Bianca Roosenboom	NED	
11	86	Aleksandra Goss	POL	
12	75	Laura Brandolini	ITA	
13	73	Mareike Thum	GER	
14	90	Maite Ancín	ESP	
15	81	Elma de Vries	NED	
16	69	Sabine Berg	GER	
17	88	Dina Rodriguez	POR	
18	67	Marie Poidevin	FRA	
19	94	Rina Von Burg	SUI	
20	71	Katharina Rumpus	GER	
21	61	Miriam Hager	AUT	
22	89	Renata Karabova	SVK	
<b>Pl.</b>	<b>Nr.</b>	<b>Junior A men 15.000 m elimination</b>		<b>Time</b>
1	124	Daniel Niero	ITA	22.01,975
2	114	Timothy Loubineaud	FRA	22.01,997
3	128	Chris Huizinga	NED	22.02,424
4	111	Quentin Giraudeau	FRA	22.02,513
5	138	David López	ESP	
6	123	Duccio Marsili	ITA	
7	117	Sebastian Mirsch	GER	
8	106	Oliver Lindenskov	DEN	
9	134	Nuno Pacheco	POR	
10	104	Michal Prokop	CZE	
11	102	Jaroslav Klícha	CZE	
12	136	Mario Casado	ESP	
13	108	Philip Due Schmidt	DEN	
14	112	Mathieu Guilbert	FRA	
15	133	Diogo Mendes	POR	
16	118	Patrick Reuter	GER	
17	116	Stefan Emele	GER	
18	131	Remon Vos	NED	
19	103	Šimon Pravda	CZE	

20	129	Jan Korenberg	NED	
21	101	Manuel Vogl	AUT	
22	107	Rasmus Møller Mødekjær	DEN	
23	221	Miha Remic	SLO	
24	120	Giuseppe Bramante	ITA	
<b>Pl.</b>	<b>Nr.</b>	<b>Junior A ladies 15.000 m elimination</b>		<b>Time</b>
1	161	Josie Hofmann	GER	25.34,632
2	153	Elena Møller Rigas	DEN	25.34,713
3	170	Martina Zanini	ITA	25.35,125
4	159	Chloe Michel	FRA	25.35,734
5	151	Ellen Van de Catsye	BEL	25.41,173
6	174	Malwina Fituch	POL	
7	169	Giada Santucci	ITA	
8	156	Charlotte Frouin	FRA	
9	155	Alexia Deroo	FRA	
10	173	Berber Vonk	NED	
11	171	Gerline Crediet	NED	
12	162	Jenny Peissker	GER	
13	164	Blanka Sántha	HUN	
14	172	Danielle Ootes	NED	
15	177	Itziar Gutierrez	ESP	
16	168	Michela Marini	ITA	
17	176	Aleksandra Kowalczyk	POL	
<b>Pl.</b>	<b>Nr.</b>	<b>Junior B men 10.000 m elimination</b>		<b>Time</b>
1	187	Martin Ferrie	FRA	14.53,059
2	205	Leonardo Martina	ITA	14.53,114
3	203	Daniele Di Stefano	ITA	14.53,295
4	189	Bastien Lhomme	FRA	14.54,222
5	208	Louis Hollaar	NED	14.55,190
6	201	Appalloni Andrea	ITA	14.57,185
7	183	Indra Médard	BEL	15.00,221
8	188	Flavien Foucher	FRA	15.12,725
9	192	Florian Berg	GER	15.17,718
10	207	Tom den Heijer	NED	
11	224	Jorge Mur	ESP	
12	217	Miguel Bravo	POR	
13	211	Tiemen van der Kolk	NED	
14	185	Thomas Vosté	BEL	
15	225	Victor Vena	ESP	
16	218	António Freitas	POR	
17	196	Botond Bejczy	HUN	
17	230	Dylan Scrivens	GBR	
19	226	Ben Sorg	SUI	
19	216	Grzegorz Wąsek	POL	
21	220	Jakub Klembara	SVK	
21	197	Tamás Iványi	HUN	
23	193	Tobias Gerhardt	GER	
23	229	Jack Kelly	GBR	
25	219	Tomás Rocha	POR	
25	213	Patrycjusz Jamroz	POL	
27	223	Adrián García	ESP	
27	200	Tamás Szögi	HUN	
29	182	Lukas Schwaiger	AUT	
29	215	Jan Świątek	POL	
31	181	Matthias Hauer	AUT	
31	227	Scott Aitken	GBR	
33	186	Marko Dolić	CRO	
34	180	Christoph Amort	AUT	

Pl.	Nr.	Junior B ladies 10.000 m elimination		Time
1	261	Veronica Luciani	ITA	16.30,985
2	273	Leire Larrasoain	ESP	16.31,181
3	258	Fausti Beatrice	ITA	16.32,271
4	266	Anna van den Bos	NED	16.32,429
5	271	Carla Donoso	ESP	16.39,510
6	254	Dominika Gardi	HUN	
7	263	Maya de Jong	NED	
8	275	Sara Zapata	ESP	
9	250	Ronja Binus	GER	
10	247	Melanie Lize	FRA	
11	242	Jasmina Vosté	BEL	
12	243	Michaela Sejpalová	CZE	
13	256	Eleonóra Kopilovic	HUN	
13	260	Laura Lorenzato	ITA	
13	269	Carolina Ferreira	POR	
16	277	Noemi Zurbuchen	SUI	
16	251	Larissa Gaiser	GER	
18	246	Enora Le Guennec	FRA	
18	252	Helene Milling	GER	
20	257	Dominika Sebők	HUN	
20	248	Myriam Talloussi	FRA	
22	240	Jenny Pesendorfer	AUT	
22	270	Daniela Rodrigues	POR	
24	276	Jana Von Burg	SUI	
24	268	Monika Mazurkiewicz	POL	
	265	Marijke Groenewoud	NED	DQ-SF

<b>Pl.</b>	<b>Senior men 3000 m relay</b>	
1	France	18 A. Contin, 21 E. De Souza, 19 D. De Souza, 24 G. Le Pivert
2	Italy	35 F. Francolini, 32 L. Cassioli, 29 A. Angeletti, 31 R. Bugari
3	Belgium	9 B. Swings, 11 M. Vosté, 8 T. Sibiet, 10 M. Swings
4	Portugal	47 R. Esteves, 46 M. Dias, 49 D. Pedro
5	Germany	25 S. Albrecht, 27 E. Ramali, 26 T. Kießlich, 28 F. Rijnhen
6	Austria	3 L. Heidegger, 4 C. Kromoser, 2 J. Hahnekamp
DQ	Netherlands	38 M. Horsten, 41 R. Mulder, 40 M. Mulder, 36 J. Blokhuijsen
<b>Pl.</b>	<b>Senior ladies 3000 m relay</b>	
1	Italy	76 F. Lollobrigida, 79 E. Zanetti, 74 G. Bongiorno, 77 G. Lollobrigida
2	Germany	73 M. Thum, 69 S. Berg, 72 L. Schimek, 70 A. Guteruth
3	Netherlands	83 M. Kamminga, 84 B. Roosenboom, 81 E. de Vries, 85 K. Schouten
4	France	65 C. Halbout, 67 M. Poidevin, 66 J. Pouydebat, 64 A. Laurent
DQ-TF	Spain	91 A. Faber, 90 M. Ancín, 92 S. Narváez, 93 S. Posada
<b>Pl.</b>	<b>Junior A men 3000 m relay</b>	
1	France	111 Q. Giraudeau, 114 T. Loubineaud, 112 M. Guilbert, 110 T. Dambrun
2	Italy	124 D. Niero, 122 R. Fiorito, 120 G. Bramante, 121 M. De Flaviis
3	Spain	138 D. López, 136 M. Casado, 139 B. Navarro, 137 S. García
4	Germany	117 S. Mirsch, 119 T. Siegel, 116 S. Emele, 115 F. Dieterle
5	Denmark	108 P. Schmidt, 106 O. Lindenskov, 107 R. Mødekjær, 105 B. Larsen
6	Czech Republic	102 J. Klícha, 103 Š. Pravda, 104 M. Prokop
6	Portugal	134 N. Pacheco, 132 J. Lopes, 133 D. Mendes
DQ-TF	Netherlands	128 C. Huizinga, 130 G. van Lingen, 131 R. Vos, 126 T. Berlijn
<b>Pl.</b>	<b>Junior A ladies 3000 m relay</b>	
1	Belgium	152 S. Vanhoutte, 150 N. Keuleers, 151 E. Van de Catsye
2	France	159 C. Michel, 155 A. Deroo, 156 C. Frouin, 158 M. Lefevvre
3	Germany	161 J. Hofmann, 162 J. Peissker, 163 S. Reuter
4	Netherlands	173 B. Vonk, 172 D. Ootes, 171 G. Crediet
5	Poland	174 M. Fituch, 176 A. Kowalczyk, 175 A. Glamkowska
DQ	Italy	165 G. Bonechi, 170 M. Zanini, 166 C. Camarin, 169 G. Santucci
<b>Pl.</b>	<b>Junior B men 3000 m relay</b>	
1	France	187 M. Ferrie, 190 D. Pedicone, 191 V. Thiebault, 188 F. Foucher
2	Belgium	184 T. Vanhove, 183 I. Médard, 185 T. Vosté
3	Netherlands	208 L. Hollaar, 211 T. van der Kolk, 210 M. Middelkoop, 209 B. Hoolwerf
4	Spain	225 V. Vena, 223 A. García, 224 J. Mur, 222 J. Galar
5	Italy	203 D. Di Stefano, 206 E. Rossetto, 205 L. Martina, 204 E. Favaretto
6	Germany	193 T. Gerhardt, 192 F. Berg, 194 R. Kugler, 195 R. Pucklitsch
7	Austria	180 C. Amort, 182 L. Schwaiger, 181 M. Hauer
7	Portugal	217 M. Bravo, 219 T. Rocha, 218 A. Freitas
9	Poland	215 J. Świątek, 214 G. Oficjalski, 216 G. Wąsek, 213 P. Jamrozy
9	United Kingdom	228 W. Dobson, 229 J. Kelly, 230 D. Scrivens, 227 S. Aitken
11	Hungary	196 B. Bejczy, 200 T. Szögi, 197 T. Iványi, 198 B. Kun
<b>Pl.</b>	<b>Junior B ladies 3000 m relay</b>	
1	Italy	259 G. Bormida, 260 L. Lorenzato, 261 V. Luciani, 262 A. Mincella
2	Spain	272 A. Humanes, 274 A. Miranda, 271 C. Donoso, 273 L. Larrasoain
3	Netherlands	264 E. Dul, 263 M. de Jong, 266 A. van den Bos
4	France	245 C. Geoffroy, 247 M. Lize, 248 M. Talloussi, 244 E. Dumont
5	Hungary	254 D. Gardi, 246 E. Le Guennec, 257 D. Sebők, 255 A. Hunyadi
DQ	Germany	251 L. Gaiser, 249 E. Baier, 250 R. Binus, 253 C. Widua





## European Championships 2015

Senior - Junior A - Junior B

Wörgl & Innsbruck (AUT)



24-25/07/2015 – ROAD (Innsbruck)

Pl.	Nr.	Senior men 200 m time trial		Time
1	25	Simon Albrecht	GER	17,580
2	41	Ronald Mulder	NED	17,892
3	20	Edwin De Souza	FRA	17,944
4	40	Michel Mulder	NED	17,953
5	33	Sargoni Danny	ITA	17,972
6	24	Gwendal Le Pivert	FRA	17,996
7	19	Darren De Souza	FRA	18,053
8	29	Andrea Angeletti	ITA	18,149
9	7	Niels Provoost	BEL	18,152
10	34	Mattia Diamanti	ITA	18,183
11	11	Mathias Vosté	BEL	18,417
12	27	Etienne Ramali	GER	18,432
13	47	Ricardo Esteves	POR	18,479
14	39	Rémon Kwant	NED	18,611
15	50	Nejc Mavsar	SLO	18,788
16	14	Matěj Pravda	CZE	18,866
17	3	Linus Heidegger	AUT	19,210
Pl.	Nr.	Senior ladies 200 m time trial		Time
1	60	Vanessa Bittner	AUT	19,335
2	74	Giulia Bongiorno	ITA	19,407
3	79	Erika Zanetti	ITA	19,420
4	93	Sheyla Posada	ESP	19,603
5	72	Laethisia Schimek	GER	19,719
6	70	Alisa Gutermuth	GER	19,793
7	92	Saray Narváez	ESP	19,859
8	84	Bianca Roosenboom	NED	19,997
9	63	Anke Vos	BEL	20,017
10	64	Laurent Anais	FRA	20,071
11	81	Elma de Vries	NED	20,786
Pl.	Nr.	Junior A men 200 m time trial		Time
1	125	Riccardo Passarotto	ITA	18,182
2	119	Tim Siegel	GER	18,328
3	121	Marco De Flaviis	ITA	18,377
4	110	Thomas Dambrun	FRA	18,391
5	140	Lukas Iida	SUI	18,498
6	137	Sergio Borja García	ESP	18,512
7	139	Borja Navarro	ESP	18,587
8	130	Gerrie van Lingen	NED	18,639
9	141	Oliver Grob	SUI	18,722
10	135	Kristian Terebesi	SVK	18,799
11	109	Jonathan Bach	FRA	18,851
12	122	Roberto Fiorito	ITA	18,998
13	100	Thomas Petutschnigg	AUT	19,019
14	116	Stefan Emele	GER	19,072
15	126	Twan Berlijn	NED	19,105
16	132	Jorge Lopes	POR	19,324

17	105	Benjamin Lienhøft Larsen	DEN	20,001
18	221	Miha Remic	SLO	20,250
19	101	Manuel Vogl	AUT	20,253
<b>Pl.</b>	<b>Nr.</b>	<b>Junior A ladies 200 m time trial</b>		<b>Time</b>
1	152	Stien Vanhoutte	BEL	19,713
2	177	Itziar Gutierrez	ESP	19,905
3	165	Giulia Bonechi	ITA	19,963
4	154	Melissa Bellet	FRA	20,097
5	156	Charlotte Frouin	FRA	20,251
6	162	Jenny Peissker	GER	20,286
7	150	Nymphe Keuleers	BEL	20,288
8	166	Carlotta Camarin	ITA	20,397
9	158	Marine Lefeuvre	FRA	20,433
10	163	Stephanie Reuter	GER	20,640
11	175	Aleksandra Glamkowska	POL	21,403
12	164	Blanka Sántha	HUN	21,841
13	176	Aleksandra Kowalczyk	POL	22,831
<b>Pl.</b>	<b>Nr.</b>	<b>Junior B men 200 m time trial</b>		<b>Time</b>
1	191	Valentin Thiebault	FRA	18,297
2	206	Enrico Rossetto	ITA	18,451
3	195	Ron Pucklitsch	GER	18,767
4	204	Enrico Favaretto	ITA	18,827
5	222	Jonathan Galar	ESP	18,901
6	184	Tibo Vanhove	BEL	19,014
7	193	Tobias Gerhardt	GER	19,266
8	180	Christoph Amort	AUT	19,404
9	207	Tom den Heijer	NED	19,431
10	214	Gaweł Oficjalski	POL	19,481
11	212	Tom van Vliet	NED	19,541
12	219	Tomás Rocha	POR	19,585
13	216	Grzegorz Wąsek	POL	19,670
14	220	Jakub Klembara	SVK	19,755
15	228	William Dobson	GBR	19,806
16	181	Matthias Hauer	AUT	19,909
17	215	Jan Świątek	POL	19,912
18	199	Solt Remete	HUN	20,255
19	182	Lukas Schwaiger	AUT	20,270
20	230	Dylan Scrivens	GBR	20,329
21	200	Tamás Szógi	HUN	20,349
22	229	Jack Kelly	GBR	20,467
23	197	Tamás Iványi	HUN	20,482
<b>Pl.</b>	<b>Nr.</b>	<b>Junior B ladies 200 m time trial</b>		<b>Time</b>
1	259	Giorgia Bormida	ITA	19,792
2	249	Elisabeth Baier	GER	20,015
3	270	Daniela Rodrigues	POR	20,278
4	272	Ana Humanes	ESP	20,295
5	262	Alessia Mincella	ITA	20,462
6	245	Chloe Geoffroy	FRA	20,488
7	264	Elisa Dul	NED	20,513
8	274	Andrea Miranda	ESP	20,590
9	253	Chiara Widua	GER	20,637
10	251	Larissa Gaiser	GER	20,698
11	265	Marijke Groenewoud	NED	20,755
12	244	Elise Dumont	FRA	20,817
13	256	Eleonóra Kopilovic	HUN	21,315
14	243	Michaela Sejalová	CZE	21,377
15	240	Jenny Pesendorfer	AUT	21,633

16	268	Monika Mazurkiewicz	POL	21,804
17	257	Dominika Sebök	HUN	21,819

**Note:** Due to the bad weather conditions no qualification was held for the 200 m time trial.

Pl.	Nr.	Senior men 500 m sprint		Qualification			Semifinal			Final
				Heat	Pl.	time	Heat	Pl.	time	
1	24	Gwendal Le Pivert	FRA	H3	1	43,797	SF2	1	43,288	42,664
2	29	Andrea Angeletti	ITA	H1	1	43,018	SF1	1	42,670	42,670
3	33	Sargoni Danny	ITA	H4	1	43,511	SF1	2	42,758	42,686
4	21	Elton De Souza	FRA	H2	1	43,839	SF2	2	43,327	43,215
5	25	Simon Albrecht	GER	H1	2	43,337	SF1	3	42,781	
6	34	Mattia Diamanti	ITA	H2	2	44,025	SF2	3	43,453	
7	27	Etienne Ramali	GER	H4	2	43,891	SF1	4	43,108	
8	20	Edwin De Souza	FRA	H3	2	43,812	SF2	4	43,482	
9	7	Niels Provoost	BEL	H1	3	43,748				
10	46	Martyn Dias	POR	H3	3	43,876				
11	38	Mark Horsten	NED	H4	3	44,029				
12	50	Nejc Mavsar	SLO	H2	3	44,096				
13	14	Matěj Pravda	CZE	H1	4	43,981				
14	42	Luc ter Haar	NED	H2	4	44,410				
15	47	Ricardo Esteves	POR	H4	4	44,466				
16	39	Rémon Kwant	NED	H3	4	44,609				
17	26	Thimo Kießlich	GER	H4	5	44,676				
18	11	Mathias Vosté	BEL	H3	5	44,898				
19	3	Linus Heidegger	AUT	H1	5	45,475				
20	44	August Teodor Haugen	NOR	H4	6	45,996				
Pl.	Nr.	Senior ladies 500 m sprint		Qualification			Semifinal			Final
				Heat	Pl.	time	Heat	Pl.	time	
1	60	Vanessa Bittner	AUT	H1	1	46,392	SF1	1	45,329	45,405
2	79	Erika Zanetti	ITA	H3	1	45,857	SF2	1	46,360	45,724
3	74	Giulia Bongiorno	ITA	H2	1	46,782	SF2	2	46,460	45,885
4	72	Laethisia Schimek	GER	H4	1	46,910	SF1	2	45,499	46,547
5	93	Sheyla Posada	ESP	H4	2	47,132	SF1	3	45,945	
6	65	Clemence Halbout	FRA	H2	2	46,870	SF2	3	46,497	
7	73	Mareike Thum	GER	H1	3	46,914	SF1	4	46,284	
8	83	Manon Kamminga	NED	H3	2	46,049	SF2	4	48,506	
9	75	Laura Brandolini	ITA	H1	2	46,903	SF1	5	47,480	
10	70	Alisa Gutermuth	GER	H3	3	46,086				
11	92	Saray Narváez	ESP	H2	3	46,933				
12	87	Andreia Canha	POR	H4	3	48,466				
13	63	Anke Vos	BEL	H1	4	46,884				
14	64	Laurent Anais	FRA	H2	4	47,280				
15	66	Juliette Pouydebat	FRA	H3	4	47,712				
16	89	Renata Karabova	SVK	H4	4	50,485				
17	88	Dina Rodriguez	POR	H3	5	47,790				
18	84	Bianca Roosenboom	NED	H1	5	48,110				
19	94	Von Burg Rina	SUI	H2	5	49,216				
20	86	Aleksandra Goss	POL	H2	6	49,581				
Pl.	Nr.	Junior A men 500 m sprint		Qualification			Semifinal			Final
				Heat	Pl.	time	Heat	Pl.	time	
1	121	Marco De Flaviis	ITA	H3	1	43,728	SF2	1	44,160	44,080
2	110	Thomas Dambrun	FRA	H4	1	44,647	SF1	2	45,737	44,130
3	122	Roberto Fiorito	ITA	H4	2	44,890	SF1	1	45,720	44,198
4	109	Jonathan Bach	FRA	H3	2	43,866	SF2	2	44,330	44,315
5	119	Tim Siegel	GER	H2	1	45,606	SF2	2	44,330	45,069
6	125	Riccardo Passarotto	ITA	H1	1	45,681	SF1	3	45,861	
7	126	Twan Berlijn	NED	H2	2	45,731	SF2	4	45,018	
8	130	Gerrie van Lingen	NED	H1	2	45,801	SF1	4	DNF	

9	116	Stefan Emele	GER	H3	3	<b>44,678</b>				
10	100	Thomas Petutschnigg	AUT	H4	3	<b>44,969</b>				
11	135	Kristian Terebesi	SVK	H2	3	<b>46,045</b>				
12	132	Jorge Lopes	POR	H1	3	<b>46,164</b>				
13	137	Sergio Borja García	ESP	H3	4	<b>44,906</b>				
14	134	Nuno Pacheco	POR	H4	4	<b>45,065</b>				
15	221	Miha Remic	SLO	H2	4	<b>46,153</b>				
16	141	Oliver Grob	SUI	H1	4	<b>46,410</b>				
17	139	Borja Navarro	ESP	H2	5	<b>46,159</b>				
18	133	Diogo Mendes	POR	H3	5	<b>46,382</b>				
19	140	Lukas Iida	SUI	H4	5	<b>46,390</b>				
20	105	Benjamin Lienhøft Larsen	DEN	H1	5	<b>46,969</b>				
21	103	Šimon Pravda	CZE	H3	6	<b>46,469</b>				
Pl.	Nr.	Junior A ladies 500 m sprint		Qualification			Semifinal			Final
				Heat	Pl.	time	Heat	Pl.	time	
1	152	Stien Vanhoutte	BEL	H1	1	48,101	SF1	1	47,872	<b>47,306</b>
2	150	Nymphe Keuleers	BEL	H2	2	48,101	SF2	1	47,604	<b>47,346</b>
3	165	Giulia Bonechi	ITA	H3	1	48,432	SF2	2	47,621	<b>47,407</b>
4	154	Melissa Bellet	FRA	H4	1	50,762	SF1	2	48,061	<b>48,471</b>
5	161	Josie Hofmann	GER	H2	1	48,050	SF2	3	<b>47,692</b>	
6	158	Marine Lefeuvre	FRA	H1	2	48,748	SF1	3	<b>48,184</b>	
7	162	Jenny Peissker	GER	H3	2	48,442	SF2	4	<b>47,899</b>	
8	159	Chloe Michel	FRA	H4	2	51,241	SF1	4	<b>48,287</b>	
9	177	Itziar Gutierrez	ESP	H2	3	<b>48,163</b>				
10	166	Carlotta Camarin	ITA	H1	3	<b>48,963</b>				
11	175	Aleksandra Glamkowska	POL	H3	3	<b>50,505</b>				
12	164	Blanka Sántha	HUN	H4	3	<b>52,198</b>				
13	163	Stephanie Reuter	GER	H2	4	<b>49,084</b>				
14	176	Aleksandra Kowalczyk	POL	H4	4	<b>53,334</b>				

Pl.	Nr.	Junior B men 500 m sprint		Qualification			1/4 final			Semifinal			Final
				Heat	Pl.	time	Heat	Pl.	time	Heat	Pl.	time	
1	206	Enrico Rossetto	ITA	H2	1	48,509	QF2	1	45,421	SF2	1	45,081	<b>43,464</b>
2	205	Leonardo Martina	ITA	H6	1	45,632	QF3	2	45,276	SF2	2	45,136	<b>43,614</b>
3	187	Martin Ferrie	FRA	H8	1	45,890	QF1	1	45,933	SF1	1	44,880	<b>43,648</b>
4	188	Flavien Foucher	FRA	H8	2	46,114	QF1	2	46,189	SF1	2	45,502	<b>46,131</b>
5	184	Tibo Vanhove	BEL	H6	2	45,763	QF3	1	45,171	SF2	3	<b>45,462</b>	
6	204	Enrico Favaretto	ITA	H4	1	47,374	QF4	1	45,421	SF1	3	<b>45,586</b>	
7	222	Jonathan Galar	ESP	H5	1	46,834	QF4	2	45,522	SF1	4	<b>46,041</b>	
8	193	Tobias Gerhardt	GER	H7	1	46,390	QF2	2	45,575	SF2	4	<b>46,427</b>	
9	210	Marc Middelkoop	NED	H5	2	46,903	QF4	3	<b>45,702</b>				
10	220	Jakub Klembara	SVK	H3	2	47,542	QF3	3	<b>45,816</b>				
11	214	Gawel Oficjalski	POL	H7	2	46,857	QF2	3	<b>46,422</b>				
12	215	Jan Świątek	POL	H1	2	49,492	QF1	3	<b>46,637</b>				
13	195	Ron Pucklitsch	GER	H3	1	47,367	QF3	4	<b>46,052</b>				
14	181	Matthias Hauer	AUT	H1	1	49,449	QF1	4	<b>46,764</b>				
15	228	William Dobson	GBR	H2	2	49,259	QF2	4	<b>47,016</b>				
16	230	Dylan Scrivens	GBR	H4	2	47,616	QF4	4	<b>47,553</b>				
17	207	Tom den Heijer	NED	H8	3	<b>46,392</b>							
18	212	Tom van Vliet	NED	H6	3	<b>46,418</b>							
19	219	Tomás Rocha	POR	H5	3	<b>46,983</b>							
20	226	Ben Sorg	SUI	H3	3	<b>47,628</b>							
21	197	Tamás Iványi	HUN	H7	3	<b>47,633</b>							
22	216	Grzegorz Wąsek	POL	H4	3	<b>47,644</b>							
23	199	Solt Remete	HUN	H2	3	<b>49,443</b>							
24	180	Christoph Amort	AUT	H8	4	<b>46,748</b>							
25	218	António Freitas	POR	H4	4	<b>47,678</b>							
26	182	Lukas Schwaiger	AUT	H3	4	<b>48,591</b>							
27	196	Botond Bejczy	HUN	H5	4	<b>48,854</b>							
28	229	Jack Kelly	GBR	H6	4	<b>50,756</b>							

Pl.	Nr.	Junior B ladies 500 m sprint		Qualification			1/4 final			Semifinal			Final
				Heat	Pl.	time	Heat	Pl.	time	Heat	Pl.	time	
1	259	Giorgia Bormida	ITA	H1	1	48,376	QF1	1	48,187	SF1	1	46,998	<b>47,182</b>
2	262	Alessia Mincella	ITA	H5	1	49,537	QF4	1	48,973	SF1	2	47,297	<b>47,830</b>
3	245	Chloe Geoffroy	FRA	H6	1	49,990	QF3	2	49,850	SF2	1	49,152	<b>48,062</b>
4	249	Elisabeth Baier	GER	H2	1	50,441	QF2	1	49,961	SF2	2	49,160	<b>48,195</b>
5	274	Andrea Miranda	ESP	H8	1	50,425	QF1	2	48,394	SF1	3	<b>48,344</b>	
6	247	Melanie Lize	FRA	H3	1	51,043	QF3	1	49,797	SF2	3	<b>49,192</b>	
7	272	Ana Humanes	ESP	H4	1	54,820	QF4	2	49,125	SF1	4	<b>48,685</b>	
8	264	Elisa Dul	NED	H7	1	51,290	QF2	2	50,010	SF2	4	<b>49,414</b>	
9	253	Chiara Widua	GER	H8	2	50,458	QF1	3	<b>48,879</b>				
10	244	Elise Dumont	FRA	H5	2	49,659	QF4	3	<b>49,301</b>				
11	263	Maya de Jong	NED	H6	2	50,365	QF3	3	<b>49,919</b>				
12	252	Helene Milling	GER	H7	2	51,592	QF2	3	<b>50,520</b>				
13	254	Dominika Gardi	HUN	H1	2	49,924	QF1	4	<b>48,991</b>				
14	256	Eleonóra Kopilovic	HUN	H4	2	54,979	QF4	4	<b>49,733</b>				
15	270	Daniela Rodrigues	POR	H3	2	51,142	QF3	4	<b>49,976</b>				
16	242	Jasmina Vosté	BEL	H2	2	50,883	QF2	4	<b>51,262</b>				
17	261	Veronica Luciani	ITA	H5	3	<b>49,865</b>							
18	240	Jenny Pesendorfer	AUT	H2	3	<b>51,037</b>							
19	243	Michaela Sejalová	CZE	H3	3	<b>51,250</b>							
20	275	Sara Zapata	ESP	H8	3	<b>51,544</b>							
21	267	Fleur Veen	NED	H6	3	<b>51,974</b>							
22	268	Monika Mazurkiewicz	POL	H1	3	<b>52,418</b>							

Pl.	Nr.	Senior men 10.000 m points		Pts.	Time
1	35	Fabio Francolini	ITA	14	15.11,764
2	9	Bart Swings	BEL	10	15.30,443
3	52	Patxi Peula	ESP	8	15.12,245
4	43	Jan van Loon	NED	7	15.11,307
5	22	Ewen Fernandez	FRA	7	15.13,944
6	32	Lorenzo Cassioli	ITA	2	15.11,937
7	15	Mikkel Emil Højer	DEN	1	15.20,161
8	37	Ruurd Dijkstra	NED		15.29,493
9	30	Matteo Angeletti	ITA		15.29,763
10	38	Mark Horsten	NED		15.36,304
11	46	Martyn Dias	POR		
12	10	Maarten Swings	BEL		
13	50	Nejc Mavsar	SLO		
14	4	Christian Kromoser	AUT		
15	8	Tim Sibiet	BEL		
16	49	David Pedro	POR		
17	16	Stefan Due Schmidt	DEN		
18	53	Livio Wenger	SUI		
Pl.	Nr.	Senior ladies 10.000 m points		Pts.	Time
1	76	Francesca Lollobrigida	ITA	20	16.25,496
2	83	Manon Kamminga	NED	9	16.23,455
3	62	Sandrine Tas	BEL	8	16.25,397
4	73	Mareike Thum	GER	4	16.25,646
5	65	Clemence Halbout	FRA	4	16.32,798
6	77	Giulia Lollobrigida	ITA	2	16.44,341
7	87	Andreia Canha	POR	1	16.29,024
8	90	Maite Ancin	ESP	1	16.44,445
9	278	Irene Schouten	NED		16.26,433
10	95	Nadja Wenger	SUI		16.30,458
11	68	Margaux Vigie	FRA		16.31,701
12	66	Juliette Pouydebat	FRA		
13	69	Sabine Berg	GER		

14	91	Amaia Faber	ESP		
14	94	Rina Von Burg	SUI		
14	88	Dina Rodriguez	POR		
14	86	Aleksandra Goss	POL		
18	85	Kelly Schouten	NED		
19	78	Andrea Trafeli	ITA		
20	60	Vanessa Bittner	AUT		
21	63	Anke Vos	BEL		
22	70	Alisa Guterath	GER		
<b>Pl.</b>	<b>Nr.</b>	<b>Junior A men 10.000 m points</b>		<b>Pts.</b>	<b>Time</b>
1	114	Timothy Loubineaud	FRA	21	15.50,645
2	124	Daniel Niero	ITA	10	15.51,505
3	128	Chris Huizinga	NED	4	15.51,757
4	111	Quentin Giraudeau	FRA	4	15.54,957
5	112	Mathieu Guilbert	FRA	4	16.12,567
6	123	Duccio Marsili	ITA	3	15.54,803
7	138	David López	ESP	2	15.55,223
8	108	Philip Due Schmidt	DEN	2	15.55,431
9	120	Giuseppe Bramante	ITA	1	15.55,239
10	104	Michal Prokop	CZE		15.55,206
11	100	Thomas Petutschnigg	AUT		15.55,508
12	133	Diogo Mendes	POR		15.55,711
13	116	Stefan Emele	GER		15.55,731
14	136	Mario Casado	ESP		15.55,859
15	102	Jaroslav Klícha	CZE		15.55,990
16	131	Remon Vos	NED		15.56,915
17	129	Jan Korenberg	NED		16.00,881
18	103	Šimon Pravda	CZE		16.07,672
19	106	Oliver Lindenskov	DEN		16.08,151
20	134	Nuno Pacheco	POR		16.08,352
21	101	Manuel Vogl	AUT		
<b>Pl.</b>	<b>Nr.</b>	<b>Junior A ladies 10.000 m points</b>		<b>Pts.</b>	<b>Time</b>
1	153	Elena Møller Rigas	DEN	16	18.07,072
2	170	Martina Zanini	ITA	8	18.08,354
3	169	Giada Santucci	ITA	8	18.08,588
4	156	Charlotte Frouin	FRA	7	18.11,253
5	173	Berber Vonk	NED	3	18.09,388
6	151	Ellen Van de Catsye	BEL	3	18.09,708
7	167	Alessandra Franco	ITA	3	18.10,075
8	174	Malwina Fituch	POL	1	18.12,112
9	159	Chloe Michel	FRA	1	18.22,956
10	171	Gerline Crediet	NED	1	18.32,723
11	155	Alexia Deroo	FRA		18.33,908
12	172	Danielle Ootes	NED		
13	164	Blanka Sántha	HUN		
<b>Pl.</b>	<b>Nr.</b>	<b>Junior B men 10.000 m points</b>		<b>Pts.</b>	<b>Time</b>
1	189	Bastien Lhomme	FRA	21	16.02,174
2	188	Flavien Foucher	FRA	10	16.06,918
3	203	Daniele Di Stefano	ITA	8	16.08,255
4	190	Doucelin Pedicone	FRA	7	16.08,243
5	209	Bart Hoolwerf	NED	2	16.08,808
6	183	Indra Médard	BEL	2	16.20,295
7	207	Tom den Heijer	NED	1	16.07,203
8	217	Miguel Bravo	POR		16.07,423
9	218	António Freitas	POR		16.08,726
10	223	Adrián García	ESP		16.08,729
11	224	Jorge Mur	ESP		16.09,257

12	226	Ben Sorg	SUI		16.09,782
13	225	Victor Vena	ESP		16.10,231
14	196	Botond Bejczy	HUN		16.10,239
15	219	Tomás Rocha	POR		16.10,915
16	287	Musso Fiorenzo	ITA		16.11,851
17	212	Tom van Vliet	NED		16.21,387
18	213	Patrycjn Jamroz	POL		16.22,499
19	180	Christoph Amort	AUT		16.30,308
20	192	Florian Berg	GER		
21	202	Matteo Casadei	ITA		
22	230	Dylan Scrivens	GBR		
23	200	Tamás Szögi	HUN		
24	185	Thomas Vosté	BEL		
25	181	Matthias Hauer	AUT		
26	198	Balázs Kun	HUN		
27	182	Lukas Schwaiger	AUT		
28	228	William Dobson	GBR		
29	227	Scott Aitken	GBR		
<b>Pl.</b>	<b>Nr.</b>	<b>Junior B ladies 10.000 m points</b>		<b>Pts.</b>	<b>Time</b>
1	260	Laura Lorenzato	ITA	13	17.23,805
2	266	Anna van den Bos	NED	8	17.19,151
3	251	Larissa Gaiser	GER	5	17.18,666
4	273	Leire Larrasoain	ESP	5	17.19,882
5	248	Myriam Talloussi	FRA	4	17.50,831
6	247	Melanie Lize	FRA	3	17.27,087
7	267	Fleur Veen	NED	2	17.19,305
8	265	Marijke Groenewoud	NED	2	17.20,597
9	261	Veronica Luciani	ITA	2	17.27,145
10	246	Enora Le Guennec	FRA	1	17.20,684
11	271	Carla Donoso	ESP		17.19,967
12	242	Jasmina Vosté	BEL		17.21,244
13	270	Daniela Rodrigues	POR		17.22,624
14	275	Sara Zapata	ESP		17.23,362
15	256	Eleonóra Kopilovic	HUN		17.43,774
16	277	Noemi Zurbuchen	SUI		
17	252	Helene Milling	GER		
18	258	Fausti Beatrice	ITA		
19	254	Dominika Gardi	HUN		
19	250	Ronja Binus	GER		
21	243	Michaela Sejpalová	CZE		
22	240	Jenny Pesendorfer	AUT		
23	268	Monika Mazurkiewicz	POL		

Pl.	Nr.	Senior men 20.000 m elimination		Time
1	35	Fabio Francolini	ITA	31.25,484
2	9	Bart Swings	BEL	31.29,558
3	21	Elton De Souza	FRA	31.24,144 RR-team fault
4	52	Patxi Peula	ESP	31.30,490
5	18	Alexis Contin	FRA	31.37,806
6	31	Riccardo Bugari	ITA	
7	43	Jan van Loon	NED	
8	32	Lorenzo Cassioli	ITA	
9	50	Nejc Mavsar	SLO	
10	16	Stefan Due Schmidt	DEN	
11	38	Mark Horsten	NED	
12	28	Felix Rijnhen	GER	
13	8	Tim Sibiet	BEL	

14	53	Livio Wenger	SUI	
15	46	Martyn Dias	POR	
16	4	Christian Kromoser	AUT	
17	42	Luc ter Haar	NED	
18	15	Mikkel Emil Højer	DEN	
19	3	Linus Heidegger	AUT	
20	10	Maarten Swings	BEL	
21	49	David Pedro	POR	
22	44	August Teodor Haugen	NOR	
23	26	Thimo Kießlich	GER	
	17	Nolan Beddiaf	FRA	DQ-SF team fault
<b>Pl.</b>	<b>Nr.</b>	<b>Senior ladies 20.000 m elimination</b>		<b>Time</b>
1	76	Francesca Lollobrigida	ITA	34.50,259
2	83	Manon Kamminga	NED	34.50,629
3	62	Sandrine Tas	BEL	34.52,207
4	65	Clemence Halbout	FRA	34.56,319
5	69	Sabine Berg	GER	35.03,802
6	66	Juliette Pouydebat	FRA	
7	90	Maite Ancín	ESP	
8	77	Giulia Lollobrigida	ITA	
9	87	Andreia Canha	POR	
10	86	Aleksandra Goss	POL	
11	88	Dina Rodriguez	POR	
12	73	Mareike Thum	GER	
13	78	Andrea Trafeli	ITA	
14	91	Amaia Faber	ESP	
15	95	Nadja Wenger	SUI	
16	84	Bianca Roosenboom	NED	
17	67	Marie Poidevin	FRA	
18	71	Katharina Rumpus	GER	
19	81	Elma de Vries	NED	
20	94	Rina Von Burg	SUI	
21	89	Renata Karabova	SVK	
<b>Pl.</b>	<b>Nr.</b>	<b>Junior A men 20.000 m elimination</b>		<b>Time</b>
1	124	Daniel Niero	ITA	32.40,993
2	111	Quentin Giraudeau	FRA	32.41,813
3	123	Duccio Marsili	ITA	32.41,844
4	114	Timothy Loubineaud	FRA	32.41,889
5	138	David López	ESP	
6	120	Giuseppe Bramante	ITA	
7	112	Mathieu Guilbert	FRA	
8	108	Philip Due Schmidt	DEN	
9	101	Manuel Vogl	AUT	
10	102	Jaroslav Klícha	CZE	
11	106	Oliver Lindenskov	DEN	
12	104	Michal Prokop	CZE	
13	129	Jan Korenberg	NED	
14	136	Mario Casado	ESP	
15	118	Patrick Reuter	GER	
16	117	Sebastian Mirsch	GER	
17	100	Thomas Petutschnigg	AUT	
18	131	Remon Vos	NED	
19	221	Miha Remic	SLO	
20	115	Fabian Dieterle	GER	
21	134	Nuno Pacheco	POR	
22	128	Chris Huizinga	NED	
23	133	Diogo Mendes	POR	
24	107	Rasmus Møller Mødekjær	DEN	



Pl.	Nr.	Junior A ladies 20.000 m elimination		Time
1	153	Elena Møller Rigas	DEN	37.08,410
2	170	Martina Zanini	ITA	37.09,088
3	169	Giada Santucci	ITA	37.09,240
4	173	Berber Vonk	NED	37.11,020
5	159	Chloe Michel	FRA	37.11,126
6	151	Ellen Van de Catsye	BEL	
7	156	Charlotte Frouin	FRA	
8	155	Alexia Deroo	FRA	
9	161	Josie Hofmann	GER	
10	174	Malwina Fituch	POL	
11	162	Jenny Peissker	GER	
12	172	Danielle Ootes	NED	
13	164	Blanka Sántha	HUN	
14	168	Michela Marini	ITA	
15	171	Gerline Crediet	NED	
16	175	Aleksandra Glamkowska	POL	
17	176	Aleksandra Kowalczyk	POL	
Pl.	Nr.	Junior B men 15.000 m elimination		Time
1	190	Doucelin Pedicone	FRA	24.26,341
2	188	Flavien Foucher	FRA	24.26,774
3	187	Martin Ferrie	FRA	24.27,222
4	201	Appalloni Andrea	ITA	24.27,768
5	205	Leonardo Martina	ITA	24.41,353
6	203	Daniele Di Stefano	ITA	
7	210	Marc Middelkoop	NED	
8	192	Florian Berg	GER	
9	211	Tiemen van der Kolk	NED	
10	183	Indra Médard	BEL	
11	223	Adrián García	ESP	
12	208	Louis Hollaar	NED	
13	185	Thomas Vosté	BEL	
14	219	Tomás Rocha	POR	
15	218	António Freitas	POR	
16	225	Victor Vena	ESP	
17	200	Tamás Szögi	HUN	
18	226	Ben Sorg	SUI	
19	224	Jorge Mur	ESP	
20	180	Christoph Amort	AUT	
21	196	Botond Bejczy	HUN	
22	193	Tobias Gerhardt	GER	
23	181	Matthias Hauer	AUT	
24	197	Tamás Iványi	HUN	
25	230	Dylan Scrivens	GBR	
26	213	Patrycja Jamrozy	POL	
27	215	Jan Świątek	POL	
28	229	Jack Kelly	GBR	
29	228	William Dobson	GBR	
29	182	Lukas Schwaiger	AUT	
	217	Miguel Bravo	POR	DQ-SF
Pl.	Nr.	Junior B ladies 15.000 m elimination		Time
1	261	Veronica Luciani	ITA	26.55,229
2	250	Ronja Binus	GER	26.55,466
3	247	Melanie Lize	FRA	26.55,540
4	251	Larissa Gaiser	GER	26.55,609
5	258	Fausti Beatrice	ITA	26.55,956
6	254	Dominika Gardi	HUN	

<b>7</b>	272	Ana Humanes	ESP	
<b>8</b>	248	Myriam Talloussi	FRA	
<b>9</b>	265	Marijke Groenewoud	NED	
<b>10</b>	266	Anna van den Bos	NED	
<b>11</b>	273	Leire Larrasoain	ESP	
<b>12</b>	270	Daniela Rodrigues	POR	
<b>13</b>	256	Eleonóra Kopilovic	HUN	
<b>14</b>	271	Carla Donoso	ESP	
<b>15</b>	243	Michaela Sejpalová	CZE	
<b>16</b>	242	Jasmina Vosté	BEL	
<b>17</b>	277	Noemi Zurbuchen	SUI	
<b>18</b>	252	Helene Milling	GER	
<b>19</b>	246	Enora Le Guennec	FRA	
<b>20</b>	257	Dominika Sebők	HUN	
<b>21</b>	240	Jenny Pesendorfer	AUT	
<b>22</b>	268	Monika Mazurkiewicz	POL	
<b>23</b>	263	Maya de Jong	NED	

	<b>Senior men 3000 m relay</b>				<b>Final</b>
1	Italy	35 F. Francolini, 31 R. Bugari, 29 A. Angeletti, 30 M. Angeletti			07.08,108
2	France	19 D. De Souza, 20 E. De Souza, 24 G. Le Pivert, 17 N. Beddiaf			07.08,229
3	Netherlands	40 M. Mulder, 39 R. Kwant, 42 L. ter Haar, 38 M. Horsten			07.08,985
4	Germany	28 F. Rijnhen, 26 T. Kießlich, 27 E. Ramali, 25 S. Albrecht			07.09,068
5	Portugal	47 R. Esteves, 46 M. Dias, 49 D. Pedro			07.10,667
6	Belgium	9 B. Swings, 10 M. Swings, 8 T. Sibiet, 11 M. Vosté			DNF
	<b>Senior ladies 3000 m relay</b>				<b>Final</b>
1	Italy	76 F. Lollobrigida, 77 G. Lollobrigida, 79 E. Zanetti, 78 A. Trafeli			07.42,540
2	Germany	72 L. Schimek, 69 S. Berg, 73 M. Thum, 71 K. Rumpus			07.43,188
3	Netherlands	83 M. Kamminga, 85 K. Schouten, 84 B. Roosenboom, 278 I. Schouten			07.43,485
4	France	65 C. Halbout, 67 M. Poidevin, 66 J. Pouydebat, 64 A. Laurent			07.43,820
5	Spain	90 M. Ancín, 91 A. Faber, 92 S. Narváez, 93 S. Posada			07.44,263
	<b>Junior A men 3000 m relay</b>		<b>Qualif.</b>		<b>Final</b>
			<b>Heat</b>	<b>Pl.</b>	
1	Italy	124 D. Niero, 121 M. De Flaviis, 123 D. Marsili, 122 R. Fiorito	H2	1	07.16,363
2	France	111 Q. Giraudeau, 114 T. Loubineaud, 112 M. Guilbert, 110 T. Dambrun	H1	1	07.17,295
3	Netherlands	128 C. Huizinga, 126 T. Berlijn, 130 G. van Lingen, 131 R. Vos	H2	2	07.17,687
4	Germany	117 S. Mirsch, 119 T. Siegel, 116 S. Emele, 118 P. Reuter	H1	2	07.17,913
5	Portugal	134 N. Pacheco, 132 J. Lopes, 133 D. Mendes	H2	3	07.18,765
6	Denmark	108 P. Schmidt, 106 O. Lindenskov, 107 R. Mødekjær, 105 B. Larsen	H2	3	07.20,470
7	Czech Republic	102 J. Klícha, 103 Š. Pravda, 104 M. Prokop	H1		07.20,682
8	Spain	137 S. García, 139 B. Navarro, 138 D. López, 136 M. Casado	H1		07.27,537
	<b>Junior A ladies 3000 m relay</b>				<b>Final</b>
1	Belgium	152 S. Vanhoutte, 150 N. Keuleers, 151 E. Van de Catsye			07.57,188
2	Germany	161 J. Hofmann, 162 J. Peissker, 163 S. Reuter			07.57,922
3	Netherlands	172 D. Ootes, 173 B. Vonk, 171 G. Crediet			08.02,389
4	Italy	165 G. Bonechi, 170 M. Zanini, 166 C. Camarin, 169 G. Santucci			08.04,183
5	Poland	174 M. Fituch, 176 A. Kowalczyk, 175 A. Glamkowska			08.16,016
DQ	France	159 C. Michel, 155 A. Deroo, 156 C. Frouin, 158 M. Lefeuvre			
	<b>Junior B men 3000 m relay</b>		<b>Qualif.</b>		<b>Final</b>
			<b>Heat</b>	<b>Pl.</b>	
1	Italy	203 D. Di Stefano, 205 L. Martina, 287 M. Fiorenzo, 201 A. Andrea	H2	2	07.10,928
2	Belgium	184 T. Vanhove, 183 I. Médard, 185 T. Vosté	H1	1	07.12,212
3	France	189 B. Lhomme, 187 M. Ferrie, 191 V. Thiebault, 188 F. Foucher	H2	1	07.12,277
4	Netherlands	208 L. Hollaar, 211 T. van der Kolk, 209 B. Hoolwerf, 210 M. Middelkoop	H1	2	07.12,502
5	Germany	193 T. Gerhardt, 194 R. Kugler, 192 F. Berg, 195 R. Pucklitsch	H1	3	07.14,775
6	Portugal	217 M. Bravo, 218 A. Freitas, 219 T. Rocha	H2	3	07.18,098
7	Poland	215 J. Świątek, 214 G. Oficjalski, 216 G. Wąsek, 213 P. Jamrozy	H1		
7	United Kingdom	230 D. Scrivens, 228 W. Dobson, 229 J. Kelly, 227 S. Aitken	H2		
9	Hungary	196 B. Bejczy, 200 T. Szógi, 197 T. Iványi, 198 B. Kun	H1		
9	Spain	225 V. Vena, 224 J. Mur, 223 A. García, 222 J. Galar	H2		
	<b>Junior B ladies 3000 m relay</b>				<b>Final</b>
1	Italy	261 V. Luciani, 259 G. Bormida, 258 F. Beatrice, 260 L. Lorenzato			07.55,352
2	Germany	250 R. Binus, 249 E. Baier, 251 L. Gaiser, 252 H. Milling			07.56,810
3	Netherlands	265 M. Groenewoud, 263 M. de Jong, 266 A. van den Bos, 264 E. Dul			07.57,197
4	Hungary	254 D. Gardi, 256 E. Kopilovic, 257 D. Sebök, 255 A. Hunyadi			08.06,843
5	France	245 C. Geoffroy, 247 M. Lize, 246 E. Le Guennec, 248 M. Talloussi			DNF
5	Spain	272 A. Humanes, 274 A. Miranda, 273 L. Larrasoain, 271 C. Donoso			DNF



# European Championships 2015

Senior - Junior A - Junior B

Wörgl & Innsbruck (AUT)



## 26/07/2015 - Marathon (Innsbruck)




Pl.	Nr.	Senior men Marathon		Time
1	9	Swings Bart	BEL	1:01.36,922
2	22	Fernandez Ewen	FRA	1:02.07,874
3	17	Beddiaf Nolan	FRA	1:02.14,264
4	21	De Souza Elton	FRA	1:02.14,330
5	28	Rijhnen Felix	GER	1:02.14,548
6	38	Horsten Mark	NED	1:02.14,679
7	55	Berga Ingmar	NED	1:02.14,811
8	4	Kromoser Christian	AUT	1:03.08,969
9	3	Heidegger Linus	AUT	1:03.09,142
10	30	Angeletti Matteo	ITA	1:03.11,619
11	52	Peula Patxi	ESP	1:03.13,063
12	46	Dias Martyn	POR	1:03.13,126
13	44	Haugen August Teodor	NOR	1:03.14,932
14	18	Contin Alexis	FRA	1:03.15,043
15	280	Post Robert	NED	1:03.15,063
16	32	Cassoli Lorenzo	ITA	1:03.15,129
17	37	Dijkstra Ruurd	NED	1:03.15,604
18	15	Højer Mikkel Emil	DEN	1:03.15,865
19	36	Blokhuysen Jan	NED	1:03.16,211
20	285	Meulders Karel	BEL	1:03.16,743
21	35	Francolini Fabio	ITA	1:03.17,161
22	8	Sibiet Tim	BEL	1:03.18,754
23	10	Swings Maarten	BEL	1:03.18,869
24	57	Hecht Tobias	GER	1:03.38,328
25	16	Schmidt Stefan Due	DEN	1:03.45,903
26	49	Pedro David	POR	1:03.53,094
27	42	ter Haar Luc	NED	
28	53	Wenger Livio	SUI	
29	26	Kießlich Thimo	GER	
30	58	Mallezie Sven	BEL	
31	284	Brecht De Smedt	BEL	
32	283	Suchý Ondřej	CZE	
33	25	Albrecht Simon	GER	
34	56	Gegner Tim	GER	
35	24	Le Pivert Gwendal	FRA	
36	50	Mavsar Nejc	SLO	
37	14	Pravda Matěj	CZE	
38	59	Mareschi Stefano	ITA	
39	19	De Souza Darren	FRA	
40	29	Angeletti Andrea	ITA	
41	11	Vosté Mathias	BEL	
42	27	Ramali Etienne	GER	
43	7	Provoost Niels	BEL	
44	33	Danny Sargoni	ITA	
45	282	Spruyt Ferre	BEL	
46	20	De Souza Edwin	FRA	
47	34	Diamanti Mattia	ITA	
48	47	Esteves Ricardo	POR	
49	43	van Loon Jan	NED	




Pl.	Nr.	Senior ladies Marathon		Time
1	76	Lollobrigida Francesca	ITA	1:31.07,997
2	83	Kamminga Manon	NED	1:31.08,052
3	62	Tas Sandrine	BEL	1:31.08,492
4	87	Canha Andreia	POR	1:31.08,832
5	71	Rumpus Katharina	GER	1:31.09,032
6	84	Roosenboom Bianca	NED	1:31.09,305
7	66	Pouydebat Juliette	FRA	1:31.09,438
8	75	Brandolini Laura	ITA	1:31.09,629
9	90	Ancín Maite	ESP	1:31.09,703
10	65	Halbout Clemence	FRA	1:31.09,838
11	99	Ulbrich Katja	GER	1:31.09,876
12	91	Faber Amaia	ESP	1:31.09,891
13	86	Goss Aleksandra	POL	1:31.10,006
14	82	Hendriks Sharon	NED	1:31.10,016
15	278	Schouten Irene	NED	1:31.10,214
16	95	Wenger Nadja	SUI	1:31.10,264
17	64	Laurent Anais	FRA	1:31.10,316
18	67	Poidevin Marie	FRA	1:31.10,283
19	73	Thum Mareike	GER	1:31.10,815
20	78	Trafeli Andrea	ITA	1:31.11,271
21	94	Von Burg Rina	SUI	1:31.11,449
22	93	Posada Sheyla	ESP	1:31.11,480
23	88	Rodriguez Dina	POR	1:31.11,697
24	68	Vigie Margaux	FRA	1:31.11,802
25	61	Hager Miriam	AUT	1:31.12,303
26	85	Schouten Kelly	NED	1:31.12,486
27	96	Flurina Heim	SUI	1:31.13,803
28	288	Odlazek Ana	SLO	1:31.14,126
29	69	Berg Sabine	GER	1:31.18,311
30	77	Lollobrigida Giulia	ITA	1:31.36,224
31	81	de Vries Elma	NED	1:31.42,696
32	63	Vos Anke	BEL	1:23.09,586
33	286	Réka Török	HUN	1:09.43,508
34	98	Otrębska Katarzyna	POL	1:09.43,573
35	92	Narváez Saray	ESP	1:05.51,139
36	97	Fuchs Susanne	AUT	1:03.49,595
37	70	Gutermuth Alisa	GER	0:57.29,943




Pl.	Nr.	Junior A men Marathon		Time
1	124	Niero Daniel	ITA	1:05.31,651
2	122	Fiorito Roberto	ITA	1:05.31,717
3	128	Huizinga Chris	NED	1:05.31,869
4	111	Girardeau Quentin	FRA	1:05.31,994
5	138	López David	ESP	
6	100	Petutschnigg Thomas	AUT	1:05.32,176
7	120	Bramante Giuseppe	ITA	1:05.32,990
8	101	Vogl Manuel	AUT	1:05.33,196
9	114	Loubineaud Timothy	FRA	1:05.33,254
10	104	Prokop Michal	CZE	1:05.33,276
11	108	Schmidt Philip Due	DEN	1:05.33,293
12	129	Korenberg Jan	NED	1:05.33,836
13	116	Emele Stefan	GER	1:05.34,013
14	144	Matellicano Marco	ITA	1:05.34,271
15	136	Casado Mario	ESP	1:05.34,402
16	118	Reuter Patrick	GER	1:05.34,433
17	102	Klícha Jaroslav	CZE	1:05.34,675
18	106	Lindenskov Oliver	DEN	1:05.39,044
19	133	Mendes Diogo	POR	1:06.34,708
20	126	Berlijn Twan	NED	
21	123	Marsili Duccio	ITA	
22	119	Siegel Tim	GER	
23	112	Guilbert Mathieu	FRA	
24	134	Pacheco Nuno	POR	
25	110	Dambrun Thomas	FRA	
26	107	Mødekjær Rasmus Møller	DEN	
27	131	Vos Remon	NED	
28	109	Bach Jonathan	FRA	
29	137	García Sergio Borja	ESP	
30	139	Navarro Borja	ESP	
31	221	Remic Miha	SLO	
32	115	Dieterle Fabian	GER	
33	117	Mirsch Sebastian	GER	
34	105	Larsen Benjamin Lienhøft	DEN	
35	143	Hupe Fabian	GER	
36	132	Lopes Jorge	POR	
37	130	van Lingen Gerrie	NED	




Pl.	Nr.	Junior A ladies Marathon		Time
1	161	Hofmann Josie	GER	1:38.45,765
2	156	Frouin Charlotte	FRA	1:38.45,853
3	153	Rigas Elena Møller	DEN	1:38.45,906
4	165	Bonechi Giulia	ITA	1:38.46,104
5	173	Vonk Berber	NED	1:38.46,110
6	169	Santucci Giada	ITA	1:38.46,327
7	178	Falascetti Irene	ITA	1:38.46,384
8	166	Camarin Carlotta	ITA	1:38.46,460
9	151	Van de Catsye Ellen	BEL	1:38.46,732
10	170	Zanini Martina	ITA	1:38.47,066
11	174	Fituch Malwina	POL	1:38.47,161
12	158	Lefeuvre Marine	FRA	1:38.47,531
13	167	Franco Alessandra	ITA	1:38.47,607
14	179	Saltarelli Ilenia	ITA	1:38.47,798
15	172	Ootes Danielle	NED	1:38.48,193
16	171	Crediet Gerline	NED	1:38.49,013
17	168	Marini Michela	ITA	1:38.50,699
18	162	Peissker Jenny	GER	1:38.52,029
19	154	Bellet Melissa	FRA	1:39.01,816
20	152	Vanhoutte Stien	BEL	1:39.20,803
21	164	Sántha Blanka	HUN	
22	176	Kowalczyk Aleksandra	POL	1:40.09,619
23	159	Michel Chloe	FRA	
24	150	Keuleers Nymphe	BEL	
25	175	Glamkowska Aleksandra	POL	
26	163	Reuter Stephanie	GER	

## Medal ranking




Track + road OVERALL					
Pl.	Nation				Total
1	Italy	33	24	19	76
2	France	16	16	19	51
3	Belgium	8	8	7	23
4	Austria	5	-	-	5
5	Germany	4	9	6	19
6	Denmark	3	1	1	5
7	Spain	1	6	4	11
8	Netherlands	-	6	13	19
9	Portugal	-	-	1	1
9	Switzerland	-	-	1	1




Track OVERALL					
Pl.	Nation				Total
1	Italy	14	14	8	36
2	France	11	8	11	30
3	Belgium	4	4	4	12
4	Austria	3	-	-	3
5	Germany	2	3	4	9
6	Spain	1	5	3	9
7	Denmark	1	1	-	2
8	Netherlands	-	1	6	7
9	Switzerland	-	-	1	1

Road OVERALL					
Pl.	Nation				Total
1	Italy	19	10	11	40
2	France	5	8	8	21
3	Belgium	4	4	3	11
4	Germany	2	6	2	10
5	Denmark	2	-	1	3
6	Austria	2	-	-	2
7	Netherlands	-	5	7	12
8	Spain	-	1	1	2
9	Portugal	-	-	1	1




Track LADIES					
Pl.	Land				Total
1	Italy	10	5	6	21
2	Austria	3	-	-	3
3	Belgium	2	2	3	7
4	Spain	1	5	1	7
5	Germany	1	3	4	8
6	Denmark	1	1	-	2
7	Netherlands	-	1	3	4
8	France	-	1	2	3

Track MEN					
Pl.	Nation				Total
1	France	11	7	9	27
2	Italy	4	9	2	15
3	Belgium	2	2	1	5
4	Germany	1	-	-	1
5	Netherlands	-	-	3	3
6	Spain	-	-	2	2
7	Switzerland	-	-	1	1

Road LADIES					
Pl.	Land				Total
1	Italy	9	5	6	20
2	Belgium	3	1	3	7
3	Denmark	2	-	1	3
4	Austria	2	-	-	2
5	Germany	1	5	1	7
6	Netherlands	-	4	3	7
7	France	-	1	2	3
8	Spain	-	1	-	1
9	Portugal	-	-	1	1

Road MEN					
Pl.	Nation				Total
1	Italy	10	5	5	20
2	France	5	7	6	18
3	Belgium	1	3	-	4
4	Germany	1	1	1	3
5	Netherlands	-	1	4	5
6	Spain	-	-	1	1

**Source:**

Results ESSC Track:

<http://www.europeaninlineservice.com/ftpresults/2015ECCTrack/>

Results ESSC Road & marathon:

<http://www.europeaninlineservice.com/ftpresults/2015ECCRoad/>



Vlaamse Rollerbond  
Esperantolaan 13 bus 8  
3300 Tienen

[www.rollerbond.be](http://www.rollerbond.be)  
[info@rollerbond.be](mailto:info@rollerbond.be)